

## Concept Arc Close Coupled Back-To-Wall Toilet With Aquablade Technology

### ILLUSTRATED

- E8228** Concept close coupled back-to-wall toilet bowl with horizontal outlet and Aquablade flush technology
- E7855** Concept Arc close coupled delay fill 4/2.6 litre cistern, dual flush push button valve, bottom supply and internal overflow
- E7726** Concept toilet seat and cover, slim with quick release, slow close

### OPTIONS

- E7860** Concept Arc close coupled 6/4 litre cistern, dual flush push button valve, bottom supply and internal overflow
- E7725** Concept toilet seat and cover, slim
- E7917** Concept toilet seat and cover, slow close
- E7918** Concept toilet seat and cover
- S4300** Panekta outlet connector to convert horizontal outlet wcs to S or turned P trap
- S4305** Panekta outlet connector to convert horizontal outlet wcs to P trap

### ILLUSTRATED PRODUCT DETAILS

#### Weights

- E8228** 31.00 KG
- E7855** 11.36 KG
- E7726** 2.10 KG

#### Materials

- E8228** Vitreous China
- E7855** Vitreous China
- E7726** Plastic

#### Finishes

- E8228** ☐ White (01)
- E7855** ☐ White (01)
- E7726** ☐ White (01)

#### Capacity

- E7855** 4.0 litres

#### Designer

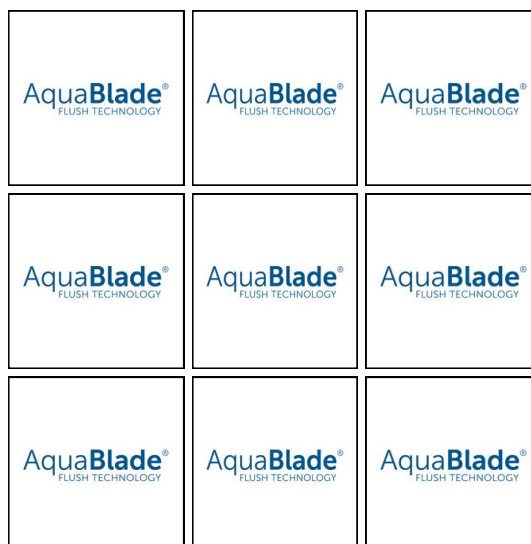
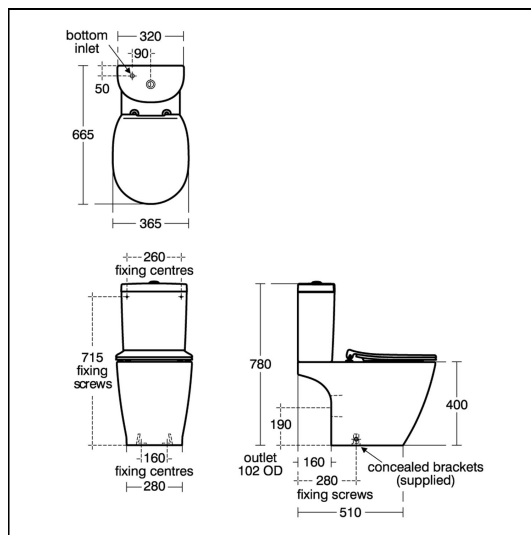
Robin Levien, RDI

#### Standards

WC bowl to BS EN 997 & BS EN 33

#### Special Notes


WC screwed to floor using concealed brackets (supplied) and cistern screwed to wall



Concept Arc Close Coupled Back-To-Wall Toilet With Aquablade Technology



ACCREDITATIONS



FEATURES

