

# Tempo Cube 170cm x 70cm Idealform Water Saving No Handgrips No Tapholes

## ILLUSTRATED

- E2581** Tempo Cube 170cm x 70cm Idealform water saving bath, no handgrips or tapholes
- E3194** Unilux 170cm front panel
- E3169** Unilux 70cm end panel
- S8970** Trap 1½" plastic P with 75mm seal, multi-purpose outlet suitable for plastic and BS copper pipe
- E1486** Luxury bath pop-up waste and overflow
- A5901** TMV thermostatic mixing valve, 22mm

## OPTIONS

- BD264** Ceraplan dual control bath filler
- BD265** Ceraplan dual control bath shower mixer
- BD266** Ceraplan single lever bath filler
- BD267** Ceraplan single lever bath shower mixer
- S8830** Waste 1½" bath chain and overflow, plastic plug

## ILLUSTRATED PRODUCT DETAILS







### Weights

- E2581** 22.00 KG
- E3194** 3.65 KG
- E3169** 2.58 KG
- S8970** 1.00 KG
- A5901** 0.60 KG

### Materials

- E2581** Idealform
- E3194** High Impact Polystyrene
- E3169** High Impact Polystyrene
- S8970** Plastic
- E1486** Mixed Material
- A5901** Chrome Plated Metal

### Finishes

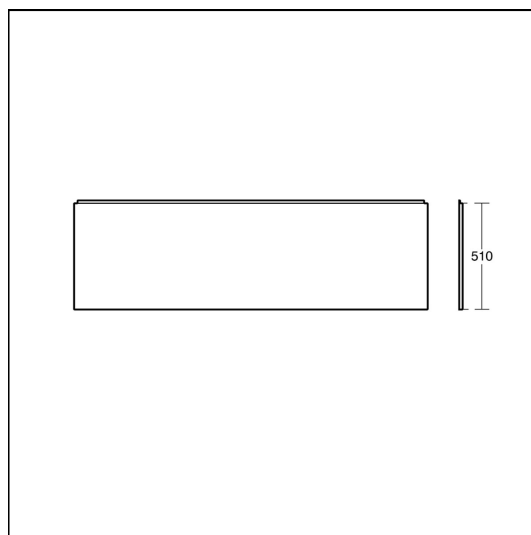
- E2581**  White (01)
- E3194**  White (01)
- E3169**  White (01)
- S8970**  Neutral / No Finish (67)
- E1486**  Chrome (AA)
- A5901**  Chrome (AA)

### Capacity

- E2581** 139.0 litres (to overflow)

### Designer

Robin Levien, RDI



### Standards

Constructed to EN 198:2008. EN 14516

### Special Notes

Consideration should be given to safe hot water delivery and the use of an appropriate temperature reduction device, see A5901AA or Part G for guidance. One taphole fittings require offsetting from the overflow, Check positioning and compatibility before specifying.