

# Concept Arc 45cm Corner Washbasin, 1 Taphole

## ILLUSTRATED

- E7928** Concept Arc 45cm corner washbasin, 1 taphole with overflow
- E7838** Concept handrinse pedestal
- B9915** Concept Blue washbasin mixer 1 hole with pop-up waste
- S8910** Trap 1¼" plastic bottle, 75mm seal, multi-purpose outlet

## OPTIONS

- E0157** Wall fixing set
- E5010** Pair Steel Wall Hangers

## ILLUSTRATED PRODUCT DETAILS

### Sizes

**E7928** w:480 x d:440

### Weights

**E7928** 9.98 KG

**E7838** 8.50 KG

**B9915** 1.89 KG

**S8910** 0.20 KG

### Materials


**E7928** Fine Fireclay

**E7838** Fine Fireclay

**B9915** Chrome Plated Brass


**S8910** Plastic

### Finishes

**E7928**  White (01)

**E7838**  White (01)

**B9915**  Chrome (AA)

**S8910**  Neutral / No Finish (67)

### Capacity

**E7928** 1.9 litres

### Flow rates

**B9915** 5 Litres per minute @ 3 bar pressure

### Designer

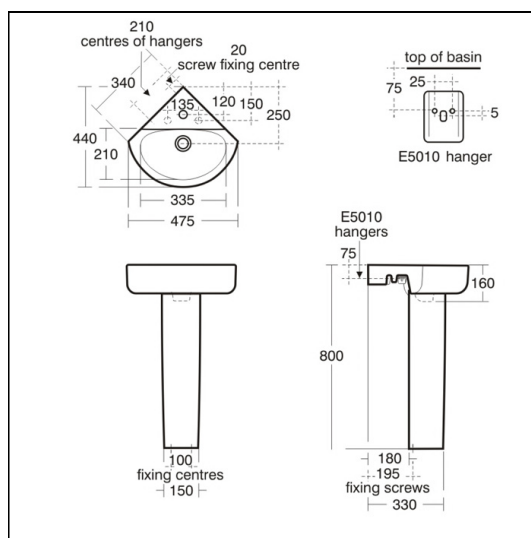
Robin Levien, RDI

### Standards

Washbasin to BS EN 14688 & BS EN 31

### Special Notes

Washbasin wall mounted using E5010 wall hangers or E0157 wall fixing set or full pedestal mounted using 2 screws through back of basin (not supplied)



## FEATURES

