

MBOX

SHOWER ENCLOSURES



The MBOX range of shower enclosures are smart and elegant, carefully selected to offer excellence in design, durability and affordability.

This range delivers stylish, quality products with additional features and benefits including heights of 1900mm and comes with pre-assembled fixtures making it easier to fit.

MBOX now offers a **NEW** Sliding Door size in addition to the **NEW** loft sizes for our Bifold Door. These loft sizes are ideal for loft spaces and low ceilings, making the most out of the space in your bathroom.

CONTENTS

| | |
|--|----|
| New Features | 05 |
| Sliding Door with Side Panel NEW size | 06 |
| Sliding Door in a Recess NEW size | 07 |
| 1 Door Quadrant | 08 |
| 1 Door Offset Quadrant | 09 |
| 2 Door Quadrant | 10 |
| 2 Door Offset Quadrant | 11 |
| Pivot Door | 12 |
| Bifold Door NEW Loft Sizes | 13 |
| Corner Door | 14 |
| Wetroom Panels | 15 |
| Inline Panels | 16 |
| Touchstone Trays | 18 |
| Bath Screens | 20 |
| Technical Information | 22 |

THIS RANGE **NOW HAS 49 DIFFERENT SIZE OPTIONS** AVAILABLE AS WELL AS TRAY OPTIONS TO SUIT EACH SPACE!

| Product | Size | Door | Tray |
|------------------------|-----------------|------|------|
| Sliding Door | 1000 | √ | √ |
| | 1100 | √ | √ |
| | 1200 | √ | √ |
| | 1300 NEW | √ | √ |
| | 1400 | √ | √ |
| | 1500 | √ | √ |
| | 1600 | √ | √ |
| | 1700 | √ | √ |
| 1 Door Quadrant | 800 | √ | √ |
| | 900 | √ | √ |
| | 1000 | √ | √* |
| 1 Door Offset Quadrant | 1000x800 | √ | √ |
| | 1200x800 | √ | √ |
| | 1200x900 | √ | √ |
| 2 Door Quadrant | 800 | √ | √ |
| | 900 | √ | √ |
| 2 Door Offset Quadrant | 900x760 | √ | √* |
| | 900x800 | √ | - |
| | 1000x800 | √ | √ |
| | 1200x800 | √ | √ |
| | 1200x900 | √ | √ |
| Pivot Door | 700 | √ | √ |
| | 760 | √ | √ |
| | 800 | √ | √ |
| | 900 | √ | √ |
| | 1000 | √ | √ |
| Bifold Door | 700 | √ | √ |
| | 760 | √ | √ |
| | 800 | √ | √ |
| | 900 | √ | √ |
| | 1000 | √ | √ |
| Corner Door | 760x760 | √ | √ |
| | 800x800 | √ | √ |
| | 900x900 | √ | √ |
| Side Panels | 700 | √ | √ |
| | 760 | √ | √ |
| | 800 | √ | √ |
| | 900 | √ | √ |
| | 1000 | √ | √ |
| Inline Panels | 150 | √ | √ |
| | 210 | √ | √ |
| Loft Sizes 1800mm high | Size | Door | Tray |
| Sliding Door | 1200 | √ | √ |
| 2 Door Quadrant | 800 | √ | √ |
| | 900 | √ | √ |
| Bifold Door | 760 NEW | √ | √ |
| | 800 NEW | √ | √ |
| | 900 NEW | √ | √ |
| Side Panels | 800 | √ | √ |
| | 900 | √ | √ |

*Tray sizes available in our MStone range

KEY FEATURES

1 1900mm High



All MBOX enclosures are now 1900mm high as standard.

2 Double Rollers



All rollers on MBOX products are now double quick release for easy cleaning.

3 Unique Easy Fit System



Align the horizontal and vertical profiles together.



Slot the horizontal profile and screws into upright using guide channel until flush.



Secure screws into position using dedicated access holes.

4 Extensive Range



This is the biggest and best MBOX range to date with **49** various sizes and shapes available.

5 Inline Panels



MBOX offers Inline Panels that can be used in any space from 650mm to 1900mm.

6 **NEW** Sliding Door Size




MBOX now offers a **NEW** Sliding Door size, offering you even more choice within this extensive range.

7 **NEW** Loft Sizes



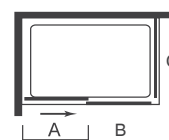
MBOX also offers 3 **NEW** reduced height doors, in addition to our existing loft products. Perfect for converted loft spaces.

8 Designer Handle



Key Features

- Height 1900mm
- 6mm toughened safety glass
- 10 Year Guarantee
- Reversible
- Magnetic seals
- Easy to install
- Mershield Protected Glass
- Chrome designer handle
- CE approved
- 20mm adjustment per wall profile
- Loft height available
- **OPTIONAL** cover strips available - see pg 21



A = Door Opening
B = Fixed Panel
C = Side Panel

| Size, mm | A | B |
|----------|-----|-----|
| 1000 | 367 | 430 |
| 1100 | 417 | 480 |
| 1200 | 467 | 530 |
| 1400 | 567 | 630 |
| 1500 | 567 | 730 |
| 1600 | 567 | 830 |
| 1700 | 567 | 930 |

Sliding Door with Side Panel

MBOX

Sliding Door with Side Panel

| Size | Adjustment Min - Max | Order Code | Price £ Ex. VAT | Price £ Inc. VAT |
|------------------|----------------------|----------------|-----------------|------------------|
| 1000 | 950 - 990 | MBS1000 | 313.86 | 376.63 |
| 1100 | 1050 - 1090 | MBS1100 | 313.86 | 376.63 |
| 1200 | 1150 - 1190 | MBS1200 | 313.86 | 376.63 |
| 1300* NEW | 1250 - 1290 | MBS1300 | 370.05 | 444.06 |
| 1400 | 1350 - 1390 | MBS1400 | 370.05 | 444.06 |
| 1500 | 1450 - 1490 | MBS1500 | 381.35 | 457.62 |
| 1600 | 1550 - 1590 | MBS1600 | 392.06 | 470.47 |
| 1700 | 1650 - 1690 | MBS1700 | 403.84 | 484.61 |

*NEW size available to order from June 2019

Please Note: Cover strips do not come as standard and need to be ordered separately if required - see page 21

Optional Side Panel

| Size | Adjustment Min - Max | Order Code | Price £ Ex. VAT | Price £ Inc. VAT |
|------|----------------------|------------|-----------------|------------------|
| 700 | 670 - 690 | MBSP700 | 170.40 | 204.48 |
| 760 | 730 - 750 | MBSP760 | 170.40 | 204.48 |
| 800 | 770 - 790 | MBSP800 | 170.40 | 204.48 |
| 900 | 870 - 890 | MBSP900 | 181.03 | 217.24 |
| 1000 | 970 - 990 | MBSP1000 | 223.88 | 268.66 |

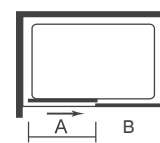
Optional Inline Panel

| | | | | |
|-----|-----------|--------|--------|--------|
| 150 | 130 - 150 | MBN150 | 148.90 | 178.68 |
| 210 | 190 - 210 | MBN210 | 148.90 | 178.68 |

Measurements above are for both Sliding Door with Side Panel and in a Recess
For more information on Inline Panels see pages 16-17.

Key Features

- Height 1900mm
- 6mm toughened safety glass
- 10 Year Guarantee
- Reversible
- Magnetic seals
- Easy to install
- Merishield Protected Glass
- Chrome designer handle
- CE approved
- 20mm adjustment per wall profile
- Loft height available
- **OPTIONAL** cover strips available - see pg 21



A = Door Opening
B = Fixed Panel

| Size, mm | A | B |
|----------|-----|-----|
| 1000 | 367 | 430 |
| 1100 | 417 | 480 |
| 1200 | 467 | 530 |
| 1400 | 567 | 630 |
| 1500 | 567 | 730 |
| 1600 | 567 | 830 |
| 1700 | 567 | 930 |

Sliding Door in a Recess

MBOX

Sliding Door in a Recess

| Size | Adjustment Min - Max | Order Code | Price £ Ex. VAT | Price £ Inc. VAT |
|------------------|----------------------|------------|-----------------|------------------|
| 1000 | 950 - 990 | MBS1000 | 313.86 | 376.63 |
| 1100 | 1050 - 1090 | MBS1100 | 313.86 | 376.63 |
| 1200 | 1150 - 1190 | MBS1200 | 313.86 | 376.63 |
| 1300* NEW | 1250 - 1290 | MBS1300 | 370.05 | 444.06 |
| 1400 | 1350 - 1390 | MBS1400 | 370.05 | 444.06 |
| 1500 | 1450 - 1490 | MBS1500 | 381.35 | 457.62 |
| 1600 | 1550 - 1590 | MBS1600 | 392.06 | 470.47 |
| 1700 | 1650 - 1690 | MBS1700 | 403.84 | 484.61 |

*NEW size available to order from June 2019

Please Note: Cover strips do not come as standard and need to be ordered separately if required - see page 21

For more information on Inline Panels see pages 16-17.

Loft Sliding Door (Height 1800mm)

| Size | Adjustment Min - Max | Order Code | Price £ Ex. VAT | Price £ Inc. VAT |
|------|----------------------|--------------|-----------------|------------------|
| 1200 | 1150 - 1190 | MBS1200/1800 | 377.06 | 452.47 |

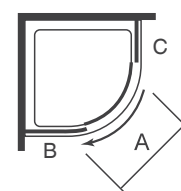
Loft Side Panel (Height 1800mm)

| Size | Adjustment Min - Max | Order Code | Price £ Ex. VAT | Price £ Inc. VAT |
|------|----------------------|--------------|-----------------|------------------|
| 800 | 770 - 790 | MBSP800/1800 | 204.60 | 245.52 |
| 900 | 870 - 890 | MBSP900/1800 | 217.45 | 260.94 |



Key Features

- Height 1900mm
- 6mm toughened safety glass
- 10 Year Guarantee
- Reversible
- Easy to install
- Quick release double rollers for easy clean
- Mershield Protected Glass
- Chrome designer handle
- CE approved
- 20mm adjustment per wall profile
- **OPTIONAL** cover strips available - see pg 21



| Size, mm | A | B | C |
|-------------|-----|-----|-----|
| 800 x 800 | 422 | 490 | 235 |
| 900 x 900 | 476 | 529 | 335 |
| 1000 x 1000 | 476 | 629 | 435 |

A = Door Opening
B = Fixed Straight Panel
C = Fixed Straight Panel

1 Door Quadrant

MBOX

1 Door Quadrant

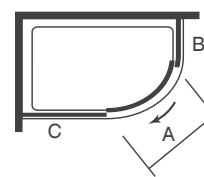
| Size | Adjustment Min - Max | Order Code | Price £ Ex. VAT | Price £ Inc. VAT |
|-------------|-------------------------|------------|--------------------|---------------------|
| 800 x 800 | 770 - 790 | MB1Q800 | 405.98 | 487.18 |
| 900 x 900 | 870 - 890 | MB1Q900 | 405.98 | 487.18 |
| 1000 x 1000 | 970 - 990 | MB1Q1000 | 480.97 | 577.16 |

Please Note:

Cover strips do not come as standard and need to be ordered separately if required - see page 21

Key Features

- Height 1900mm
- 6mm toughened safety glass
- 10 Year Guarantee
- Reversible
- Easy to install
- Quick release double rollers for easy clean
- Mershield Protected Glass
- Chrome designer handle
- CE approved
- 20mm adjustment per wall profile
- **OPTIONAL** cover strips available - see pg 21



A = Door Opening
B = Fixed Straight Panel
C = Fixed Straight Panel

| Size,mm | A | B | C |
|------------|-----|-----|-----|
| 1000 x 800 | 422 | 490 | 435 |
| 1200 x 800 | 424 | 490 | 635 |
| 1200 x 900 | 475 | 529 | 635 |

1 Door Offset Quadrant - shown on Left Hand tray

MBOX

1 Door Offset Quadrant

| Size | Adjustment Min - Max | Order Code | Price £ Ex. VAT | Price £ Inc. VAT |
|------------|--------------------------|------------|--------------------|---------------------|
| 1000 x 800 | 970 - 990 770 - 790 | MB1Q1080 | 475.61 | 570.64 |
| 1200 x 800 | 1170 - 1190 770 - 790 | MB1Q1280 | 491.68 | 590.02 |
| 1200 x 900 | 1170 - 1190 870 - 890 | MB1Q1290 | 510.96 | 613.15 |

Please Note:

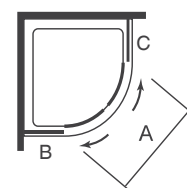
Cover strips do not come as standard and need to be ordered seperately if required - see page 21



2 Door Quadrant

Key Features

- Height 1900mm
- 6mm toughened safety glass
- 10 Year Guarantee
- Reversible
- Magnetic seals
- Easy to install
- Quick release double rollers for easy clean
- Merishield Protected Glass
- Chrome designer handle
- CE approved
- 20mm adjustment per wall profile
- Loft height available
- **OPTIONAL** cover strips available - see pg 21



| Size, mm | A | B | C |
|-----------|-----|-----|-----|
| 800 x 800 | 410 | 235 | 235 |
| 900 x 900 | 524 | 335 | 335 |

A = Door Opening
B = Fixed Straight Panel
C = Fixed Straight Panel

MBOX

2 Door Quadrant

| Size | Adjustment Min - Max | Order Code | Price £ Ex. VAT | Price £ Inc. VAT |
|-----------|-------------------------|------------|--------------------|---------------------|
| 800 x 800 | 770 - 790 | MB2Q800 | 298.86 | 358.64 |
| 900 x 900 | 870 - 890 | MB2Q900 | 298.86 | 358.64 |

2 Door Loft Quadrant (Height 1800mm)

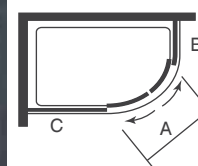
| Size | Adjustment Min - Max | Order Code | Price £ Ex. VAT | Price £ Inc. VAT |
|-----------|-------------------------|--------------|--------------------|---------------------|
| 800 x 800 | 770 - 790 | MB2Q800/1800 | 358.85 | 430.62 |
| 900 x 900 | 870 - 890 | MB2Q900/1800 | 358.85 | 430.62 |

Please Note: Cover strips do not come as standard and need to be ordered separately if required - see page 21



Key Features

- Height 1900mm
- 6mm toughened safety glass
- 10 Year Guarantee
- Reversible
- Magnetic seals
- Easy to install
- Quick release double rollers for easy clean
- Mershield Protected Glass
- Chrome designer handle
- CE approved
- 20mm adjustment per wall profile
- **OPTIONAL** cover strips available - see pg 21



| Size, mm | A | B | C |
|------------|-----|-----|-----|
| 900 x 760 | 432 | 195 | 335 |
| 900 x 800 | 473 | 235 | 335 |
| 1000 X 800 | 465 | 235 | 435 |
| 1200 X 800 | 465 | 235 | 635 |
| 1200 X 900 | 524 | 335 | 635 |

A = Door Opening
B = Fixed Straight Panel
C = Fixed Straight Panel

2 Door Offset Quadrant - shown on Left Hand tray

MBOX

2 Door Offset Quadrant

| Size | Adjustment Min - Max | Order Code | Price £ Ex. VAT | Price £ Inc. VAT |
|------------|--------------------------|------------|--------------------|---------------------|
| 900 x 760 | 870 - 890 730 - 750 | MB2Q9076 | 338.50 | 406.20 |
| 900 x 800 | 870 - 890 770 - 790 | MB2Q8090 | 358.85 | 430.62 |
| 1000 x 800 | 970 - 990 770 - 790 | MB2Q1080 | 362.07 | 434.48 |
| 1200 x 800 | 1170 - 1190 770 - 790 | MB2Q1280 | 381.35 | 457.62 |
| 1200 x 900 | 1170 - 1190 870 - 890 | MB2Q1290 | 398.49 | 478.18 |

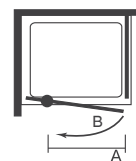
Please Note: Cover strips do not come as standard and need to be ordered separately if required - see page 21



Pivot Door

Key Features

- Height 1900mm
- 6mm toughened safety glass
- 10 Year Guarantee
- Reversible
- Magnetic seals
- Ideal for restricted spaces
- Mershield Protected Glass
- Chrome designer handle
- CE approved
- 20mm adjustment per wall profile
- **OPTIONAL** cover strips available - see pg 21



A = Door Opening
B = Door Swing

| Size, mm | A | B |
|----------|-----|-----|
| 700 | 451 | 433 |
| 760 | 511 | 493 |
| 800 | 551 | 533 |
| 900 | 601 | 583 |
| 1000 | 671 | 653 |

MBOX

Pivot Door

| Size | Adjustment Min - Max | Order Code | Tray finish Min - Max | Price £ Ex. VAT | Price £ Inc. VAT |
|------|----------------------|------------|-----------------------|-----------------|------------------|
| 700 | 650 - 690 | MBP700 | 650 - 690 | 248.52 | 298.22 |
| 760 | 710 - 750 | MBP760 | 710 - 750 | 261.37 | 313.65 |
| 800 | 750 - 790 | MBP800 | 750 - 790 | 261.37 | 313.65 |
| 900 | 850 - 890 | MBP900 | 850 - 890 | 279.58 | 335.50 |
| 1000 | 950 - 990 | MBP1000 | 950 - 990 | 296.72 | 356.07 |

Please Note: Cover strips do not come as standard and need to be ordered separately if required - see page 21

Optional Side Panel

| Size | Adjustment Min - Max | Order Code | Price £ Ex. VAT | Price £ Inc. VAT |
|------|----------------------|------------|-----------------|------------------|
| 700 | 670 - 690 | MBSP700 | 170.40 | 204.48 |
| 760 | 730 - 750 | MBSP760 | 170.40 | 204.48 |
| 800 | 770 - 790 | MBSP800 | 170.40 | 204.48 |
| 900 | 870 - 890 | MBSP900 | 181.03 | 217.24 |
| 1000 | 970 - 990 | MBSP1000 | 223.88 | 268.66 |

Optional Inline Panel

| | | | | |
|-----|-----------|--------|--------|--------|
| 150 | 130 - 150 | MBN150 | 148.90 | 178.68 |
| 210 | 190 - 210 | MBN210 | 148.90 | 178.68 |

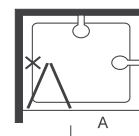
Measurements above are for both Pivot Door with Side Panel and in a Recess. Inline Panels above are for both Pivot Door and Bifold Door options. For more information on Inline Panels see pages 16-17.



Bifold Door

Key Features

- Height 1900mm
- 4mm toughened safety glass
- 10 Year Guarantee
- Reversible
- Magnetic seals
- Mershield Protected Glass
- Chrome designer handle
- Loft height available
- CE approved
- 20mm adjustment per wall profile
- **OPTIONAL** cover strips available - see pg 21



A = Door Opening

| Size, mm | A |
|----------|-----|
| 700 | 370 |
| 760 | 430 |
| 800 | 470 |
| 900 | 570 |
| 1000 | 670 |

MBOX

Bifold Door

| Size | Adjustment Min - Max | Order Code | Price £ Ex. VAT | Price £ Inc. VAT |
|------|-------------------------|------------|--------------------|---------------------|
| 700 | 650 - 690 | MBB700 | 291.37 | 349.64 |
| 760 | 710 - 750 | MBB760 | 291.37 | 349.64 |
| 800 | 750 - 790 | MBB800 | 291.37 | 349.64 |
| 900 | 850 - 890 | MBB900 | 306.36 | 367.64 |
| 1000 | 950 - 990 | MBB1000 | 332.07 | 398.49 |

Optional Side Panel

| Size | Adjustment Min - Max | Order Code | Price £ Ex. VAT | Price £ Inc. VAT |
|------|-------------------------|------------|--------------------|---------------------|
| 700 | 670 - 690 | MBSP700 | 170.40 | 204.48 |
| 760 | 730 - 750 | MBSP760 | 170.40 | 204.48 |
| 800 | 770 - 790 | MBSP800 | 170.40 | 204.48 |
| 900 | 870 - 890 | MBSP900 | 181.03 | 217.24 |
| 1000 | 970 - 990 | MBSP1000 | 223.88 | 268.66 |

Loft Bifold Door (Height 1800mm) **NEW**

| Size | Adjustment Min - Max | Order Code | Price £ Ex. VAT | Price £ Inc. VAT |
|----------------|-------------------------|-------------|--------------------|---------------------|
| 760 NEW | 710 - 750 | MBB760/1800 | 364.21 | 437.05 |
| 800 NEW | 750 - 790 | MBB800/1800 | 364.21 | 437.05 |
| 900 NEW | 850 - 890 | MBB900/1800 | 382.95 | 459.54 |

Loft Side Panel (Height 1800mm)

| Size | Adjustment Min - Max | Order Code | Price £ Ex. VAT | Price £ Inc. VAT |
|------|-------------------------|--------------|--------------------|---------------------|
| 800 | 770 - 790 | MBSP800/1800 | 204.60 | 245.52 |
| 900 | 870 - 890 | MBSP900/1800 | 217.45 | 260.94 |

Measurements above are for both Bifold Door with a Side panel and in a Recess.

Please Note: Cover strips do not come as standard and need to be ordered separately if required - see page 21



Key Features

- Height 1900mm
- 6mm toughened safety glass
- 10 Year Guarantee
- Reversible
- Magnetic seals
- Easy to install
- Mershield Protected Glass
- Chrome designer handle
- CE approved
- 20mm adjustment per wall profile
- **OPTIONAL** cover strips available - see pg 21



| Size, mm | A | B |
|-----------|-----|-----|
| 760 x 760 | 345 | 310 |
| 800 x 800 | 375 | 330 |
| 900 x 900 | 444 | 380 |

A = Door Opening
B = Fixed Panels

Corner Door

MBOX

Corner Door

| Size | Adjustment Min - Max | Order Code | Price £ Ex. VAT | Price £ Inc. VAT |
|-----------|-------------------------|------------|--------------------|---------------------|
| 760 x 760 | 730 - 750 | MBC760 | 426.34 | 511.61 |
| 800 x 800 | 770 - 790 | MBC800 | 448.83 | 538.60 |
| 900 x 900 | 870 - 890 | MBC900 | 482.04 | 578.45 |

Please Note: Cover strips do not come as standard and need to be ordered separately if required - see page 21

Wetroom Panels



Walk In

Key Features

- Height 2015mm including rail
- 8mm toughened safety glass
- 20 Year Guarantee
- Reversible
- All panels above 700mm come with a stabilising bar
- Suitable for a recess or corner situation
- Swivel Panel can be retro-fitted to any 8mm showerwall
- 3M Vertical Post can be retro-fitted to glass thickness of 8mm
- Mershiel Protected Glass
- CE approved

| Diagram Ref | Size | Adjustment Min-Max | Order Code | Price £ Exc. VAT | Price £ Inc. VAT |
|-------------|-----------------|--------------------|------------|------------------|------------------|
| A | 300** | 275-290 | A0409J0 | 248.56 | 298.97 |
| B | 400** | 375-390 | A0409K0 | 258.96 | 310.75 |
| C | 500** | 475-490 | A0409L0 | 269.36 | 323.23 |
| D | 600** | 575-590 | A0409M0 | 279.76 | 335.71 |
| E | 700* | 675-690 | A0409A0 | 304.30 | 365.16 |
| F | NEW 760* | 735-750 | A0409N0 | 304.30 | 365.16 |
| G | 800* | 775-790 | A0409B0 | 304.30 | 365.16 |
| H | 900* | 875-890 | A0409C0 | 304.30 | 365.16 |
| I | 1000 | 975-990 | A0409D0 | 330.41 | 396.49 |
| J | 1100 | 1075-1090 | A0409F0 | 355.37 | 426.44 |
| K | 1200 | 1175-1190 | A0409E0 | 355.37 | 426.44 |
| L | 1400 | 1375-1390 | A0409G0 | 414.86 | 497.83 |
| M | 1600 | 1575-1590 | A0409H0 | 466.96 | 560.35 |
| N | 200 | Swivel Panel | A0413H0 | 169.52 | 203.42 |
| O | 300 | Swivel Panel | A0413G0 | 177.11 | 212.53 |
| P | 400 | Swivel Panel | A0413J0 | 191.36 | 229.63 |
| Q | 300 | Cube Panel | A0413F0 | 156.29 | 187.55 |
| R | 3000 | Vertical Post | A0417C0 | 153.94 | 184.01 |

*Please Note: Panels A-H are the only panels that can be used as an end panel.

**Please Note: Panels A-D do not come with a stabilising bar / Panels E-M come with stabilising bar.

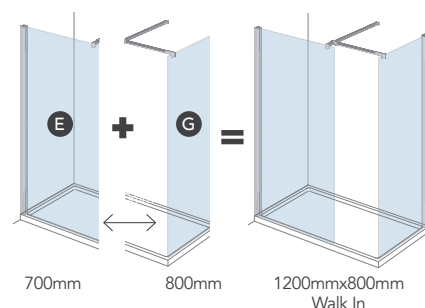
Fitting Options

| | Size | Product | Order Code | Price £ Exc. VAT | Price £ Inc. VAT |
|------------|------|------------------------------|--------------|------------------|------------------|
| | 350 | Angled stabilising bar | SP08SCU12320 | 95.25 | 114.31 |
| NEW | 400 | Vertical ceiling bracing bar | CBB440 | 134.00 | 160.80 |
| | 1000 | 8mm round stabilising bar | A0417A0 | 98.21 | 117.85 |
| NEW | 1500 | 8mm extended stabilising bar | A0S0105 | 219.00 | 262.80 |
| | - | Round T Piece bracket | A04S0010 | 44.22 | 53.06 |
| | 2000 | Corner profile | A04S0003 | 45.43 | 54.51 |

How it Works

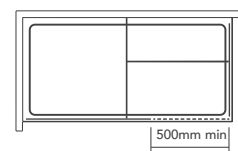
If you wanted to make up a Walk In Wetroom for an area to fit on to a 1200mm x 800mm tray or floor.

You pick a panel E (700mm) and a G (800mm), this also includes the recommended 500mm minimum opening for the Walk In



Minimum Opening

We recommend a minimum opening of 500mm for any wetroom area.



Ceiling Bracing Bar

Inline Panels

Every Space Covered



Bifold Door
with Inline Panel



Pivot Door
with Inline Panel



Sliding Door
with Inline Panel

MBOX also offers you additional Inline Panel options. A great solution for spaces which don't suit standard size enclosures. The two Inline Panel sizes, each combined with our existing Sliding, Bifold and Pivot Doors, can make an enclosure to fit any space from 650mm to 1900mm wide.

| Size | Order Code | Price £ Ex. VAT | Price £ Inc. VAT |
|------|------------|--------------------|---------------------|
| 150 | MBN150 | 148.90 | 178.68 |
| 210 | MBN210 | 148.90 | 178.68 |

Inline Panels

Sliding Door

- and Inline panel

| Sliding Door | | | | |
|--------------|-----------|-----------------|-------------------------|------------------|
| Code | Door Size | Door Adjustment | Inline Panels / Profile | Final Adjustment |
| MBS1000 | 1000 | 950-990 | - | 950-990 |
| MBS1000 | 1000 | 950-990 | EXT Profile | 970-1010 |
| MBS1000 | 1000 | 950-990 | 3 EXT Profile | 990-1050 |
| MBS1100 | 1100 | 1050-1090 | - | 1050-1090 |
| MBS1100 | 1100 | 1050-1090 | EXT Profile | 1070-1110 |
| MBS1000 | 1000 | 950-990 | 150 Inline | 1100-1160 |
| MBS1000 | 1000 | 950-990 | 210 Inline | 1160-1220 |
| MBS1100 | 1100 | 1050-1090 | 150 Inline | 1200-1260 |
| MBS1100 | 1100 | 1050-1090 | 210 Inline | 1260-1320 |
| MBS1200 | 1200 | 1150-1190 | 150 Inline | 1300-1360 |
| MBS1400 | 1400 | 1350-1390 | - | 1350-1390 |
| MBS1400 | 1400 | 1350-1390 | EXT Profile | 1370-1410 |
| MBS1100 | 1100 | 1050-1090 | 150+210 Inlines | 1410-1490 |
| MBS1500 | 1500 | 1450-1490 | - | 1450-1490 |
| MBS1500 | 1500 | 1450-1490 | EXT Profile | 1470-1510 |
| MBS1400 | 1400 | 1350-1390 | 150 Inline | 1500-1560 |
| MBS1400 | 1400 | 1350-1390 | 210 Inline | 1560-1620 |
| MBS1500 | 1500 | 1450-1490 | 150 Inline | 1600-1660 |
| MBS1500 | 1500 | 1450-1490 | 210 Inline | 1660-1720 |
| MBS1600 | 1600 | 1550-1590 | 150 Inline | 1700-1760 |
| MBS1600 | 1600 | 1550-1590 | 210 Inline | 1760-1820 |
| MBS1700 | 1700 | 1650-1690 | 150 Inline | 1800-1860 |
| MBS1700 | 1700 | 1650-1690 | 210 Inline | 1860-1920 |

Pivot Door

- and Inline panel

| Pivot Door | | | | |
|------------|-----------|-----------------|-------------------------|------------------|
| Code | Door Size | Door Adjustment | Inline Panels / Profile | Final Adjustment |
| MBP700 | 700 | 650-690 | - | 650-690 |
| MBP700 | 700 | 650-690 | EXT Profile | 670-710 |
| MBP760 | 760 | 710-750 | - | 710-750 |
| MBP800 | 800 | 750-790 | - | 750-790 |
| MBP800 | 800 | 750-790 | EXT Profile | 770-810 |
| MBP700 | 700 | 650-690 | 150 Inline | 800-860 |
| MBP700 | 700 | 650-690 | 210 Inline | 860-920 |
| MBP760 | 760 | 710-750 | 210 Inline | 920-980 |
| MBP1000 | 1000 | 950-990 | EXT profile | 970-1010 |
| MBP900 | 900 | 850-890 | 150 Inline | 1000-1060 |
| MBP900 | 900 | 850-890 | 210 Inline | 1060-1120 |
| MBP1000 | 1000 | 950-990 | 150 Inline | 1100-1160 |
| MBP1000 | 1000 | 950-990 | 210 Inline | 1160-1220 |

Bifold Door

- and Inline panel

| Bifold Door | | | | |
|-------------|-----------|-----------------|-------------------------|------------------|
| Code | Door Size | Door Adjustment | Inline Panels / Profile | Final Adjustment |
| MBB700 | 700 | 650-690 | - | 650-690 |
| MBB700 | 700 | 650-690 | EXT Profile | 670-710 |
| MBB760 | 760 | 710-750 | - | 710-750 |
| MBB800 | 800 | 750-790 | - | 750-790 |
| MBB800 | 800 | 750-790 | EXT Profile | 770-810 |
| MBB700 | 700 | 650-690 | 150 Inline | 800-860 |
| MBB700 | 700 | 650-690 | 210 Inline | 860-920 |
| MBB760 | 760 | 710-750 | 210 Inline | 920-980 |
| MBB1000 | 1000 | 950-990 | EXT profile | 970-1010 |
| MBB900 | 900 | 850-890 | 150 Inline | 1000-1060 |
| MBB900 | 900 | 850-890 | 210 Inline | 1060-1120 |
| MBB1000 | 1000 | 950-990 | 150 Inline | 1110-1160 |
| MBB1000 | 1000 | 950-990 | 210 Inline | 1160-1220 |

TOUCHSTONE TRAYS



TOUCHSTONE



TOUCHSTONE

Rectangular Tray

Waste needs to be ordered separately

| Rectangular Tray | | | | |
|------------------|------------|----------------|------------------|------------------|
| Tray Size | Order Code | Tray Panel Kit | Price £ Exc. VAT | Price £ Inc. VAT |
| 800 X 700 | S870RTTO | Kit 4 | 122.73 | 147.28 |
| 800 X 760 | S876RTTO | Kit 4 | 122.73 | 147.28 |
| 900 X 700 | S970RTTO | Kit 4 | 134.10 | 160.92 |
| 900 X 760 | S976RTTO | Kit 4 | 134.10 | 160.92 |
| 900 X 800 | S980RTTO | Kit 4 | 134.10 | 160.92 |
| 1000 X 700 | S107RTTO | Kit 4 | 138.48 | 166.17 |
| 1000 X 760 | S1076RTTO | Kit 4 | 138.48 | 166.17 |
| 1000 X 800 | S108RTTO | Kit 4 | 138.48 | 166.17 |
| 1000 X 900 | S109RTTO | Kit 4 | 143.80 | 172.56 |
| 1100 X 800 | S118RTTO | Kit 4 | 143.80 | 172.56 |
| 1200 X 700 | S127RTTO | Kit 4 | 143.80 | 172.56 |
| 1200 X 760 | S1276RTTO | Kit 4 | 150.65 | 180.79 |
| 1200 X 800 | S128RTTO | Kit 4 | 159.69 | 191.63 |
| 1200 X 900 | S129RTTO | Kit 4 | 171.39 | 205.67 |
| 1300 x 800 | S138RTTO | Kit 3 | 222.45 | 266.93 |
| 1400 X 700 | S147RTTO | Kit 3 | 229.11 | 274.93 |
| 1400 X 760 | S1476RTTO | Kit 3 | 229.11 | 274.93 |
| 1400 X 800 | S148RTTO | Kit 3 | 229.11 | 274.93 |
| 1400 X 900 | S149RTTO | Kit 3 | 241.48 | 289.77 |
| 1500 X 700 | S157RTTO | Kit 3 | 254.58 | 305.50 |
| 1500 X 760 | S1576RTTO | Kit 3 | 268.81 | 322.57 |
| 1500 X 800 | S158RTTO | Kit 3 | 268.81 | 322.57 |
| 1500 X 900 | S159RTTO | Kit 3 | 282.95 | 339.54 |
| 1600 X 700 | S167RTTO | Kit 3 | 299.94 | 359.92 |
| 1600 X 800 | S168RTTO | Kit 3 | 299.94 | 359.92 |
| 1600 X 900 | S169RTTO | Kit 3 | 314.93 | 377.92 |
| 1685 X 700 | S177RTTO | Kit 3 | 324.93 | 389.91 |
| 1680 X 760 | S1776RTTO | Kit 3 | 334.93 | 401.92 |
| 1700 X 800 | S178RTTO | Kit 3 | 364.43 | 437.31 |
| 1700 X 900 | S179RTTO | Kit 3 | 392.54 | 471.05 |

Please Note: The 1700 x 800 and 1700 x 900 tray has a centre waste

Square Tray

Waste needs to be ordered separately

| Square Tray | | | | |
|-------------|------------|----------------|------------------|------------------|
| Tray Size | Order Code | Tray Panel Kit | Price £ Exc. VAT | Price £ Inc. VAT |
| 760 x 760 | S76SQTO | Kit 4 | 81.56 | 97.87 |
| 800 x 800 | S80SQTO | Kit 4 | 91.37 | 109.65 |
| 900 x 900 | S90SQTO | Kit 4 | 105.54 | 126.65 |

| Square Tray Panel Kit – Including Legs | | | | |
|--|------------|----------------|------------------|------------------|
| Tray Size | Order Code | Tray Panel Kit | Price £ Exc. VAT | Price £ Inc. VAT |
| 1200 x 900 | DRK4 | Kit 4 | 88.50 | 106.20 |

| Rectangle Tray Panel Kits – Including Legs | | | | |
|--|------------|----------------|------------------|------------------|
| Tray Size | Order Code | Tray Panel Kit | Price £ Exc. VAT | Price £ Inc. VAT |
| 1700 x 900 | DRK3 | Kit 3 | 88.50 | 106.20 |
| 1200 x 900 | DRK4 | Kit 4 | 88.50 | 106.20 |

Key Features

- 50mm high to achieve minimalist design
- 135mm high including tray panel set
- ABS acrylic sheets capped with an easy to clean surface that provides a chemical resistant, anti-bacterial solution due to it's ultra-smooth, non-porous surface. Available as low level or with tray panel kits for easy installation
- 10 Year Guarantee*

*This guarantee covers manufacturing defects only



TOUCHSTONE

Quadrant Tray

Waste needs to be ordered separately

| Quadrant Tray | | | | |
|---------------|------------|----------------|------------------|------------------|
| Tray Size | Order Code | Tray Panel Kit | Price £ Exc. VAT | Price £ Inc. VAT |
| 800 | S80QTO | Kit 2 | 99.98 | 119.97 |
| 900 | S90QTO | Kit 2 | 111.75 | 134.10 |

| Quadrant Tray Panel Kits – Including Legs | | | | |
|---|------------|----------------|------------------|------------------|
| Tray Size | Order Code | Tray Panel Kit | Price £ Exc. VAT | Price £ Inc. VAT |
| 900 | DRK2 | Kit 2 | 88.50 | 106.20 |

| Waste Complete Only | | | | |
|---------------------|------------|------------------|------------------|--|
| | Order Code | Price £ Exc. VAT | Price £ Inc. VAT | |
| Waste complete | DWAS | 20.80 | 24.96 | |



Graduated adjustable leg and easy fit tray panel kit.



TOUCHSTONE

Tray shown as Right Hand

Offset Quadrant Tray

Waste needs to be ordered separately

| Offset Quadrant Tray | | | | |
|----------------------|------------|----------------|------------------|------------------|
| Tray Size | Order Code | Tray Panel Kit | Price £ Exc. VAT | Price £ Inc. VAT |
| Right Hand | | | | |
| 1000 x 800 | S108QRTO | Kit 1 | 151.70 | 182.05 |
| 1200 x 800 | S128QRTO | Kit 1 | 159.69 | 191.63 |
| 1200 x 900 | S129QRTO | Kit 1 | 188.43 | 226.11 |
| Left Hand | | | | |
| 1000 x 800 | S108QLTO | Kit 1 | 151.70 | 182.05 |
| 1200 x 800 | S128QLTO | Kit 1 | 159.69 | 191.63 |
| 1200 x 900 | S129QLTO | Kit 1 | 188.43 | 226.11 |

This product is handed – please choose L for Left or R for Right when ordering.

| Offset Quadrant Tray Panel Kit – Including Legs | | | | |
|---|------------|----------------|------------------|------------------|
| Tray Size | Order Code | Tray Panel Kit | Price £ Exc. VAT | Price £ Inc. VAT |
| 1200 x 900 | DRK1 | Kit 1 | 88.50 | 106.20 |



Graduated adjustable leg system.



90mm fast flow waste, includes hair trap and chrome cover.



Fixed Square Bath Screen

| Size (WxH) | Panels | Order Code | Price £ Ex. VAT | Price £ Inc. VAT |
|------------|--------|------------|--------------------|---------------------|
| 800 x 1500 | 1 | MB0 | 112.94 | 135.53 |

Key Features

- Fixed frameless screen
- 6mm toughened safety glass
- Reversible
- Lifetime Guarantee



Single Square Bath Screen

| Size (WxH) | Panels | Order Code | Price £ Ex. VAT | Price £ Inc. VAT |
|------------|--------|------------|--------------------|---------------------|
| 800 x 1500 | 1 | MB2 | 182.34 | 218.81 |

Key Features

- Frameless screen
- 6mm toughened safety glass
- Reversible
- Door swing - 90 degrees in and out
- Merishield Protected Glass
- Lifetime Guarantee



Single Curved Bath Screen

| Size (WxH) | Panels | Order Code | Price £ Ex. VAT | Price £ Inc. VAT |
|------------|--------|------------|--------------------|---------------------|
| 800 x 1500 | 1 | MB1 | 154.13 | 184.95 |

Key Features

- Frameless curved screen
- 6mm toughened safety glass
- Reversible
- Lifetime Guarantee
- Door swing - 90 degrees in and out



Two Panel Folding Curved Bath Screen

| Size (WxH) | Panels | Order Code | Price £ Ex. VAT | Price £ Inc. VAT |
|------------|--------|------------|--------------------|---------------------|
| 900 x 1500 | 2 | MB3A | 254.70 | 305.64 |

Key Features

- Frameless screen
- 6mm toughened safety glass
- Reversible
- Door swing - 90 degrees in and out
- Lifetime Guarantee



Two Panel Folding Square Bath Screen

| Size (WxH) | Panels | Order Code | Price £ Ex. VAT | Price £ Inc. VAT |
|------------|--------|------------|-----------------|------------------|
| 900 x 1500 | 2 | MB3B | 254.70 | 305.64 |

Key Features

- Frameless screen
- 6mm toughened safety glass
- Reversible
- Door swing - 90 degrees in and out
- Lifetime Guarantee



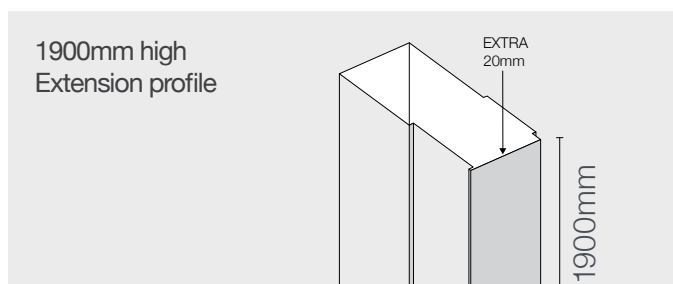
Four Fold Bath Screen

| Size (WxH) | Panels | Order Code | Price £ Ex. VAT | Price £ Inc. VAT |
|------------|--------|------------|-----------------|------------------|
| 850 x 1400 | 4 | MB4 | 302.57 | 363.08 |

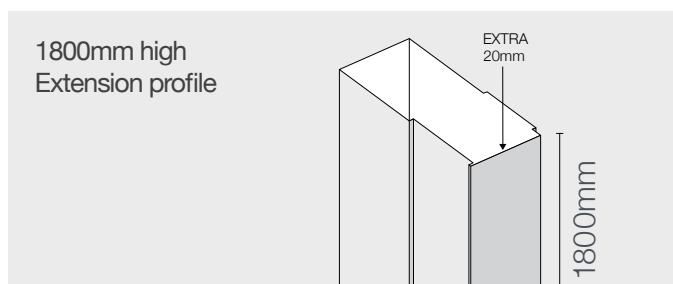
Key Features

- 4mm toughened safety glass
- Merishield Protected Glass
- Reversible
- Easy storage
- Lifetime Guarantee

MBOX Extension Profiles



| Order Code | Price £ Ex. VAT | Price £ Inc. VAT |
|------------|-----------------|------------------|
| A0214B0 | 48.20 | 57.84 |



| Order Code | Price £ Ex. VAT | Price £ Inc. VAT |
|------------|-----------------|------------------|
| MBEXT1800 | 44.99 | 53.99 |

MBOX Cover Strips

Standard Panel Cover Strip Pack (2 Piece)

| Size (WxH) | Order Code | Price £ Ex. VAT | Price £ Inc. VAT |
|------------|------------|-----------------|------------------|
| 1900 | MBWPKIT | 52.49 | 62.99 |

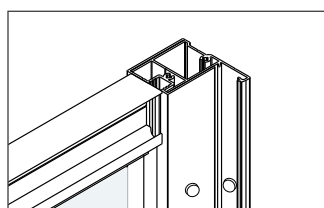
Side Panel Cover Strip Pack (1 Piece)

| Size (WxH) | Order Code | Price £ Ex. VAT | Price £ Inc. VAT |
|------------|------------|-----------------|------------------|
| 1900 | MBSPKIT | 41.78 | 50.13 |

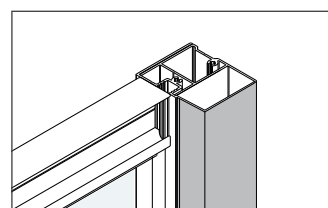
Inline Panel Cover Strip Pack (1 Piece)

| Size (WxH) | Order Code | Price £ Ex. VAT | Price £ Inc. VAT |
|------------|------------|-----------------|------------------|
| 1900 | MBNKIT | 41.78 | 50.13 |

Please note: Cover strips do not come as standard and need to be ordered separately if required.



Without cover strip -
chrome screw cover caps



With cover strip -
conceals all fixings

Product Information

All MBOX products are manufactured in accordance with EN 14428 and utilise toughened safety glass to EN 12150.

All doors feature adjustable wall profiles to compensate for out-of-true walls to obtain a perfect fit and operating action.

All enclosures, are power shower approved – will retain water under normal showering conditions.

Water retention is maintained in all products under normal showering conditions.

Opened cartons cannot be returned. Returns carry a £40 box charge or £60 per unit where the sale is less than 7 days old. Returns over 30 days old will not be accepted.

All products are supplied complete with full installation instructions and the necessary fixings.

Check with your dealer for accurate matching of material samples.

Our policy of reviewing product design and development on a regular basis means MERLYN reserve the right to change product specifications and prices without notice.

Only shower enclosures, panels and bath screens are covered by guarantees. Please contact the MERLYN sales team for more details.

Glass shattering and parts subject to wear are not covered by your guarantee.

Lifestyle images are for illustrated purposes only. The colours and finishes shown in the catalogue are as accurate as possible within the limits of the printing process. The positioning of all showering heads in the brochure is for illustrative purposes only.

All descriptions, specifications and particulars contained in this brochure are intended merely to represent a general idea of the products described herein and none of these form part of any contract to give rise to any independent or collateral liability upon the company.

Bath Screen Information

MBOX bath screen is not designed to fit on baths with stepped fronts, roll top rims or integral soap dishes. Fitting of screen on baths which have a raised head rest or shape is not recommended. Screen must not be impaired by bath handles.

There must be no items causing obstruction with the seal and bath, as any of the above may cause leaks.

When choosing your bath screen, please ensure that if your bath has bath handles, that they do not interfere with the bath rim area where your screen will be placed.

When choosing an in-swing or folding bath screen, please ensure your swing area is not interfering with any brassware or internal shower features. Similarly, when choosing an out-swing, please ensure the out-swing area is free from any obstructions.

MBOX bath screens are suitable for standard pressure showers and are not recommended for use with power showers.

It is recommended that the shower head position is situated on the same wall to which the bath screen is fixed and in the centre of the shower area.

Adjustment

This is the minimum and maximum adjustment of the actual enclosure. These are the adjustment dimensions of the actual door excluding the tray. Therefore, these are the dimensions to follow when installing an enclosure in a wetroom application without a tray.

Cleaning

It is important to clean your MBOX shower door after every use.

Wipe down all the glass and metal parts with a soft cloth.

Do not allow lime scale to build up in hard water areas.

Ensure that any residual water on the glass is removed after every use.

Clean the glass regularly using soapy water.

Do not use abrasive products on any surfaces.

Install the enclosure in a well ventilated area.

For more information on Mersfield Stayclear glass please visit www.merlynshowering.com.

Information and Maintenance

Always read the instructions on the packaging, chrome is vulnerable to acid attack and some strong household cleaners including strong disinfectants, denture cleaners, hair dyes, wine making chemicals and photographic chemicals may contain acid. These materials may have a varying effect on the surface from black spots/streaks (which cannot be removed) to pitting the surface. Contact with these materials should be avoided.



MERLYN invests heavily in its product development and as such guarantees that its glass fully complies with regulations and its manufactured in accordance with BS EN 14428.

The rigorous testing of the glass ensures that the endurance, stability and water retention criteria meet high industry standards

Please Note

Prices are correct at time of print April 2019. E&OE. Due to circumstances beyond our control, prices may be altered including changes to the rate of VAT. Due to our policy of continuous improvement, we reserve the right to amend prices, specifications and designs without prior notice. Images are for illustrative purposes only. The colours and finishes shown in the catalogues are as accurate as possible within the limits of the printing process. All descriptions, specifications and particulars contained in this brochure are intended merely to represent a general idea of the products described herein and none of these form part of any contract to give rise to any independent or collateral liability upon the company.

Important shower tray information

Although shower door and enclosure sizes are related to tray sizes it is important to note that most shower trays are tiled down to the rim, often over an "up-stand". The finished installation space may be less than the nominal tray size.

Dimensions given in this publication are in millimetres, are approximate and may vary with adjustment. They are subject to change without notice.

Please note that when a tray is fitted it is essential that the tray is level before any doors or enclosures are fitted.

ISO Certification

MERLYN has implemented an Integrated Management System comprising of Quality Management, Environmental Management and Occupational Health and Safety Management. An Integrated Management System ensures the seamless integration of several different standards into a common system that meets the requirements of each of these standards. These certifications are proof of MERLYN's credibility but also to instil confidence in our potential clients that MERLYN will keep its promises.



MERLYN

Unit 8, Purcellsinch Industrial Park, Dublin Road, Kilkenny, Ireland, R95 HP71.

T 0808 1011 429 / F 0808 1011 428

www.merlynshowering.com



MBOX
SHOWER ENCLOSURES

