

Sliding Door



Features

- Concealed fixing
- Reversible
- Smooth action extra strong rollers
- Easy clean quick release rollers
- Chrome finish including top cover caps
- Chrome magnetic strips

Sliding Door

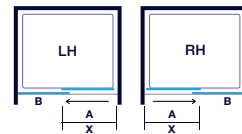
| Size | Code | Adjustment | Door Opening X | Fixed Panel B |
|------|---------|-------------|----------------|---------------|
| 1000 | DWH04A0 | 930 - 990 | 360 | 380 |
| 1100 | DWH04B1 | 1030 - 1090 | 410 | 430 |
| 1200 | DWH04C0 | 1130 - 1190 | 460 | 480 |
| 1400 | DWH04DH | 1330 - 1390 | 560 | 580 |
| 1700 | DWH04EH | 1630 - 1690 | 560 | 880 |

Optional Side Panel

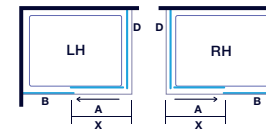
| Size | Code | Adjustment |
|------|---------|------------|
| 760 | DWH07B0 | 720 - 750 |
| 800 | DWH07D0 | 760 - 790 |
| 900 | DWH07E0 | 860 - 890 |

CONFIGURATION


in Recess



with Side Panel



A: Moving Panel
B: Fixed Panel
D: Side Panel
X: Door Opening



IONIC Handle

