

## Sliding Door



### Features

- Easy-fit system
- Reversible
- Smooth action extra strong rollers
- Concealed fixing
- Easy clean quick release rollers
- Double fin seal for increased water retention
- Rollers pre-assembled on door

### Sliding Door

Size	Code	Adjustment	Door Opening X	Fixed Panel B
1000	A0304A0	950-990	380	433
1100	A0304B0	1050-1090	430	483
1200	A0304C0	1150-1190	480	533
1400	A0304DH	1350-1390	580	633
1500	A0304GH	1450-1490	580	733
1600	A0304EH	1550-1590	580	833
1700	A0304HH	1650-1690	580	933

### Optional Side Panel

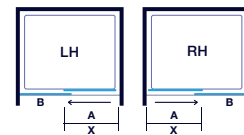
Size	Code	Adjustment
700	A0307A0	650-670
760	A0307B0	710-730
800	A0307D0	750-770
900	A0307E0	850-870

### Optional Inline Panel

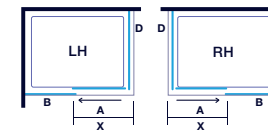
Size	Code	Adjustment
150	A0315B0	130-150
210	A0315C0	190-210
490	A0315D0	470-490

### CONFIGURATION


in Recess



with Side Panel



A: Moving Panel  
B: Fixed Panel  
D: Side Panel  
X: Door Opening



IONIC Express Handle

