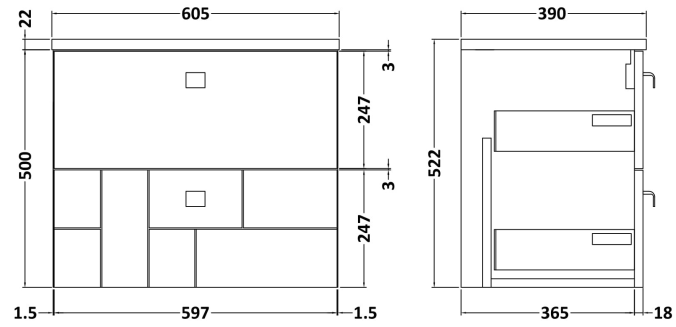


Sales Code: BLO202LSW

Description: 600 W/H 2-Drawer Unit & Lam Worktop

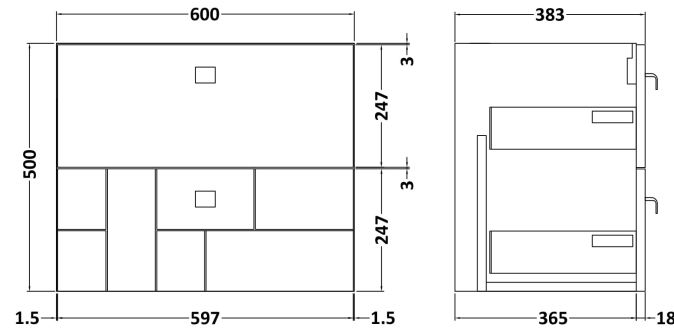


Packaging Details

Barcode: 5056462613857

Sales Code: MOF293A

Description: 600 W/H 2-Drawer Unit



Product Dimensions

Height (mm):	1000
Width (mm):	600
Depth (mm):	383
Nett Weight (kg):	21.5

Packaging Dimensions

Height (mm):	560
Width (mm):	620
Depth (mm):	405
Gross Weight (kg):	22

Packaging Data

Box Colour:	Brown Cardboard Box
Box Qty:	1
Label Size:	150 x 100
Label Colour:	White Label
Label Qty:	2

Outer Box Dimensions (If Applicable)

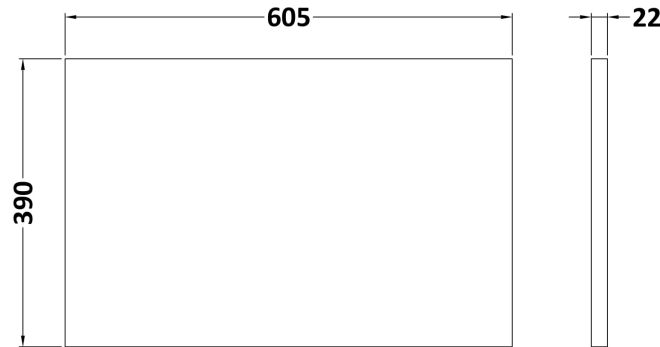
Height (mm):	
Width (mm):	
Depth (mm):	
Gross Weight (kg):	
Barcode:	5056211884262

Product Details

Country of Origin:	China
Fitting Instruction:	No
Certification:	FSC: Yes CE: N/A
Colour:	Satin Grey
Construction Method:	Cam & Wood Dowel
Construction Type:	Rigid
Cabinet Finish:	MFC Painted Matt
Fascia Finish:	Mdf Painted Matt
Cabinet Thickness (mm):	18
Fascia Thickness (mm):	18
Drawer Included:	Yes
Drawer Type:	80mm High Metal S/C Inc Galler
No of Shelves:	0
Hinge Type:	Not Applicable
Hinge Included:	Not Applicable
Adjustable Legs:	Not Applicable
Fixings Included:	Yes
Handle Style:	Modern
Handle Included:	Yes, Supplied
Waste Shroud:	Yes
Handle Type:	Drop

Sales Code: LSW600

Description: Laminate Worktop 605X390x22mm



Product Dimensions

Height (mm):	22
Width (mm):	605
Depth (mm):	390
Nett Weight (kg):	2

Packaging Dimensions

Height (mm):	25
Width (mm):	610
Depth (mm):	455
Gross Weight (kg):	2

Packaging Data

Box Colour:	Brown Cardboard Box
Box Qty:	1
Label Size:	100 x 50
Label Colour:	White Label
Label Qty:	1

Outer Box Dimensions (If Applicable)

Height (mm):	
Width (mm):	
Depth (mm):	
Gross Weight (kg):	
Barcode:	5056211874188

Product Details

Country of Origin:	United Kingdom	
Fitting Instruction:	No	
Certification:	FSC: Yes	CE: N/A
Colour:	Sparkling White	
Construction Method:	Not Applicable	
Construction Type:	Not Applicable	
Cabinet Finish:	Not Applicable	
Fascia Finish:	MFC Laminated	
Cabinet Thickness (mm):		
Fascia Thickness (mm):	22	
Drawer Included:	No	
Drawer Type:	Not Applicable	
No of Shelves:	0	
Hinge Type:	Not Applicable	
Hinge Included:	No	
Adjustable Legs:	No, Not Required	
Fixings Included:	No	
Handle Style:	Not Applicable	
Handle Included:	No	
Waste Shroud:	Not Applicable	
Handle Type:	Not Applicable	