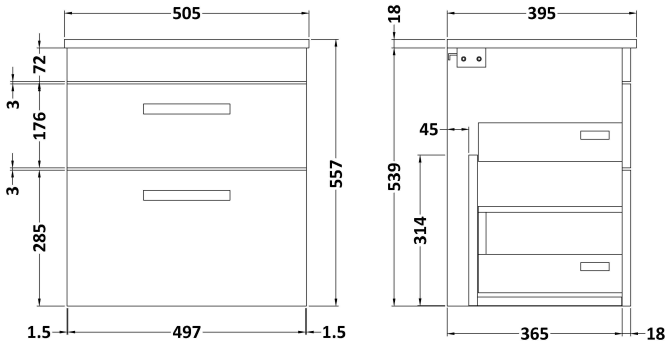


Sales Code: ATH074B

Description: 500 Wh 2-Drawer Vanity & Basin 2

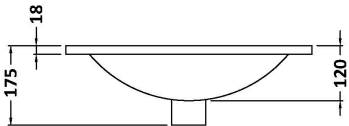
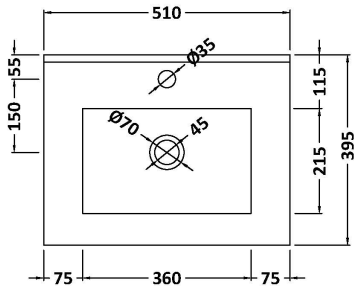
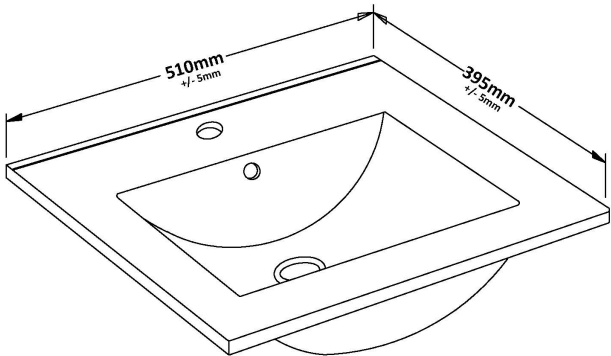


Packaging Details

Barcode: 5056211814870

Sales Code: NVM001

Description: 500mm Minimalist Basin 1Th



Product Dimensions

Height (mm):	170
Width (mm):	500
Depth (mm):	390
Nett Weight (kg):	9

Packaging Dimensions

Height (mm):	400
Width (mm):	520
Depth (mm):	200
Gross Weight (kg):	9

Packaging Data

Box Colour:	Brown Cardboard Box
Box Qty:	1
Label Size:	105 x 50
Label Colour:	White Label
Label Qty:	1

Outer Box Dimensions (If Applicable)

Height (mm):	
Width (mm):	
Depth (mm):	
Gross Weight (kg):	
Barcode:	5055275828670

Product Details

Country of Origin:	China
Fitting Instruction:	No
Certification: CE & UKCA:	WRAS: WRAS No:
Product Material:	Vitreous China
Fixing Supplied:	No

Pans/Bidets:	Trap Style: Not Applicable	Includes Seat: Not Applicable
--------------	----------------------------	-------------------------------

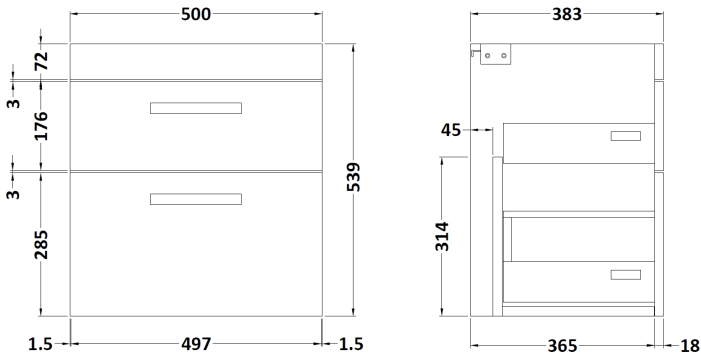
Seats:	Seat Type: Not Applicable	Material: Not Applicable
	Function: Not Included	Hinge Type: Not Relevant
	Hinge Material: Not Applicable	

Cisterns:	Operating Type: Not Applicable	Fittings: None Included
	Lever Type: Not Applicable	

Basins:	Tap Hole: One Taphole	Chain Stay Hole: No
	Template: Not Required	Waste Type Req: Slotted
	Overflow Inc: Yes	Overflow Cover: Yes
	Inner Bowl Depth (mm): 120mm	

Sales Code: MOC392

Description: 500 Wall Hung 2-Drawer Basin Unit



Product Dimensions	
Height (mm):	538
Width (mm):	500
Depth (mm):	383
Nett Weight (kg):	17.5
Packaging Dimensions	
Height (mm):	560
Width (mm):	520
Depth (mm):	405
Gross Weight (kg):	18
Packaging Data	
Box Colour:	Brown Cardboard Box
Box Qty:	1
Label Size:	100 x 50
Label Colour:	White Label
Label Qty:	2
Outer Box Dimensions (If Applicable)	
Height (mm):	
Width (mm):	
Depth (mm):	
Gross Weight (kg):	
Barcode:	5055275869963
Product Details	
Country of Origin:	China
Fitting Instruction:	No
CE & UKCA:	N/A
FSC Certified Materials:	Yes
Colour:	Gloss Grey
Construction Method:	Cam & Wood Dowel
Construction Type:	Rigid
Cabinet Finish:	MFC Painted Gloss
Fascia Finish:	Mdf Painted Gloss
Cabinet Thickness (mm):	16
Fascia Thickness (mm):	18
Drawer Included:	Yes
Drawer Type:	80mm High Metal Softclose
No of Shelves:	0
Hinge Type:	Not Applicable
Hinge Included:	Not Applicable
Adjustable Legs:	No, Not Required
Fixings Included:	Yes
Handle Style:	Contemporary
Waste Shroud:	Yes
Handle Included:	Yes, Supplied
Handle Type:	Strap