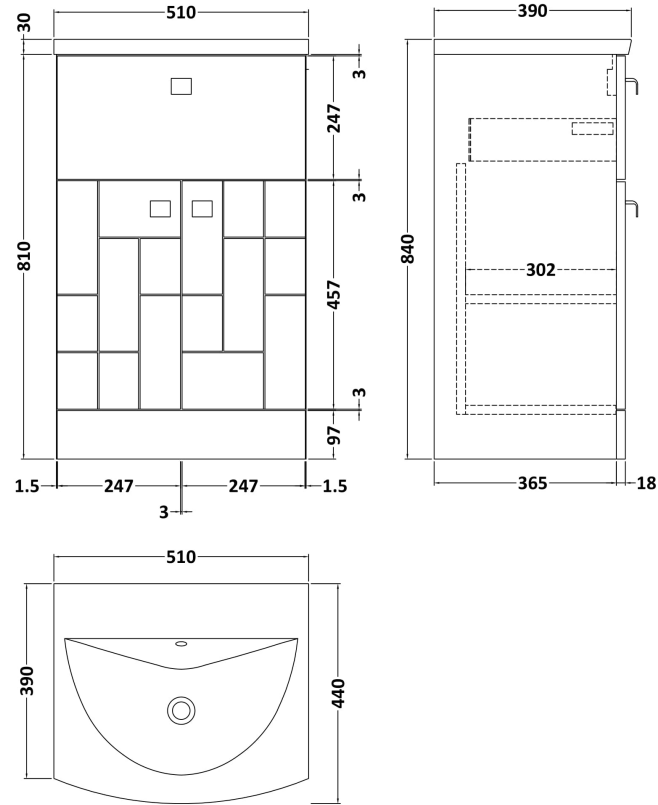


Sales Code: BLO304G

Description: 500 F/S 2-Door/Drawer Unit & Basin 4

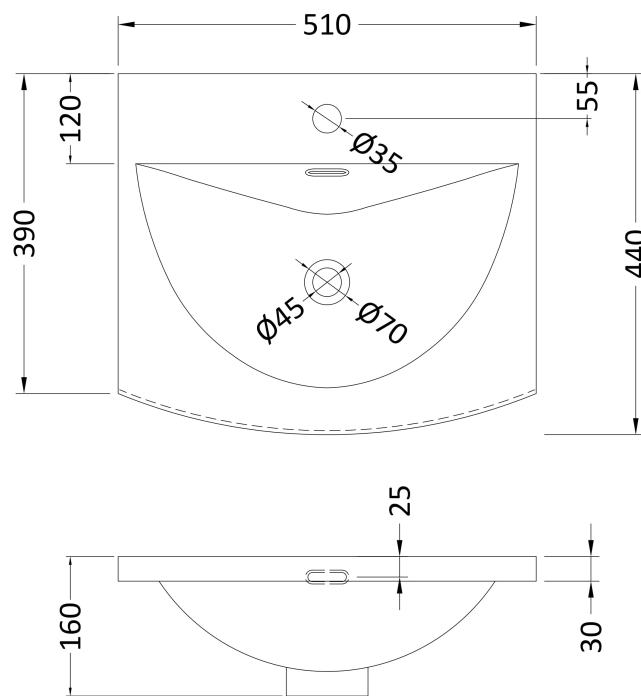


Packaging Details

Barcode: 5056462621623

Sales Code: NVM042

Description: 500 Curved Basin 1Th



Product Dimensions

Height (mm):	160
Width (mm):	510
Depth (mm):	440
Nett Weight (kg):	9

Packaging Dimensions

Height (mm):	190
Width (mm):	530
Depth (mm):	415
Gross Weight (kg):	9.5

Packaging Data

Box Colour:	Brown Cardboard Box - Printed
Box Qty:	1
Label Size:	100 x 50
Label Colour:	White Label
Label Qty:	2

Outer Box Dimensions (If Applicable)

Height (mm):	
Width (mm):	
Depth (mm):	
Gross Weight (kg):	
Barcode:	5056462620985

Product Details

Country of Origin:	China
Fitting Instruction:	No
Certification: CE & UKCA:	No WRAS: N/A WRAS No: N/A
Product Material:	Vitreous China
Fixing Supplied:	No

Pans/Bidets: Trap Style: Not Applicable Includes Seat: Not Applicable

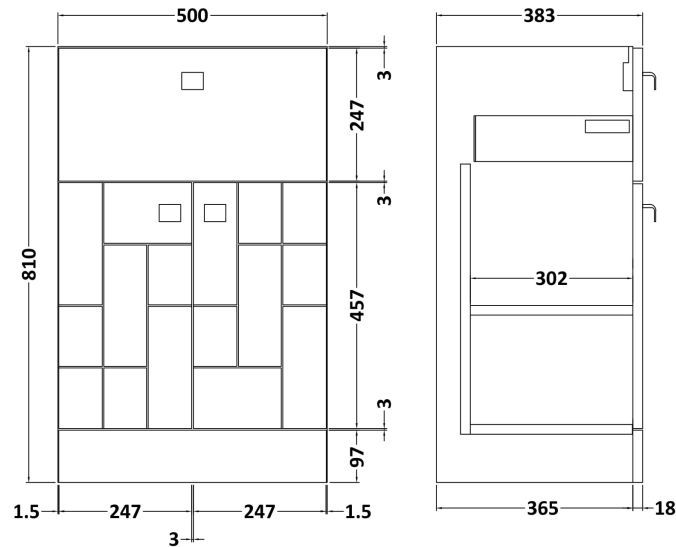
Seats: Seat Type: Not Applicable Material: Not Applicable
Function: Not Applicable Hinge Type: Not Applicable
Hinge Material: Not Applicable

Cisterns: Operating Type: Not Applicable Fittings: Not Applicable
Lever Type: Not Applicable

Basins: Tap Hole: One Taphole Chain Stay Hole: No
Template: Not Required Waste Type Req: Slotted
Overflow Inc: Yes Overflow Cover: Yes
Inner Bowl Depth (mm): 125mm

Sales Code: MOF304A

Description: 500 F/S 2-Door/Drawer Unit



Product Dimensions

Height (mm):	810
Width (mm):	500
Depth (mm):	383
Nett Weight (kg):	22

Packaging Dimensions

Height (mm):	830
Width (mm):	520
Depth (mm):	405
Gross Weight (kg):	22.5

Packaging Data

Box Colour:	Brown Cardboard Box
Box Qty:	1
Label Size:	100 x 50
Label Colour:	White Label
Label Qty:	2

Outer Box Dimensions (If Applicable)

Height (mm):	
Width (mm):	
Depth (mm):	
Gross Weight (kg):	
Barcode:	5056211891772

Product Details

Country of Origin:	China
Fitting Instruction:	No
CE & UKCA:	N/A
FSC Certified Materials:	Yes
Colour:	Satin Blue
Construction Method:	Cam & Wood Dowel
Construction Type:	Rigid
Cabinet Finish:	MFC Painted Matt
Fascia Finish:	Mdf Painted Matt
Cabinet Thickness (mm):	18
Fascia Thickness (mm):	18
Drawer Included:	Yes
Drawer Type:	80mm High Metal S/C Inc Galler
No of Shelves:	1
Hinge Type:	95 Degree Clip-On Soft Close
Hinge Included:	Yes, Supplied
Adjustable Legs:	No, Not Required
Fixings Included:	Yes
Handle Style:	Modern
Waste Shroud:	No
Handle Included:	Yes, Supplied
Handle Type:	Drop