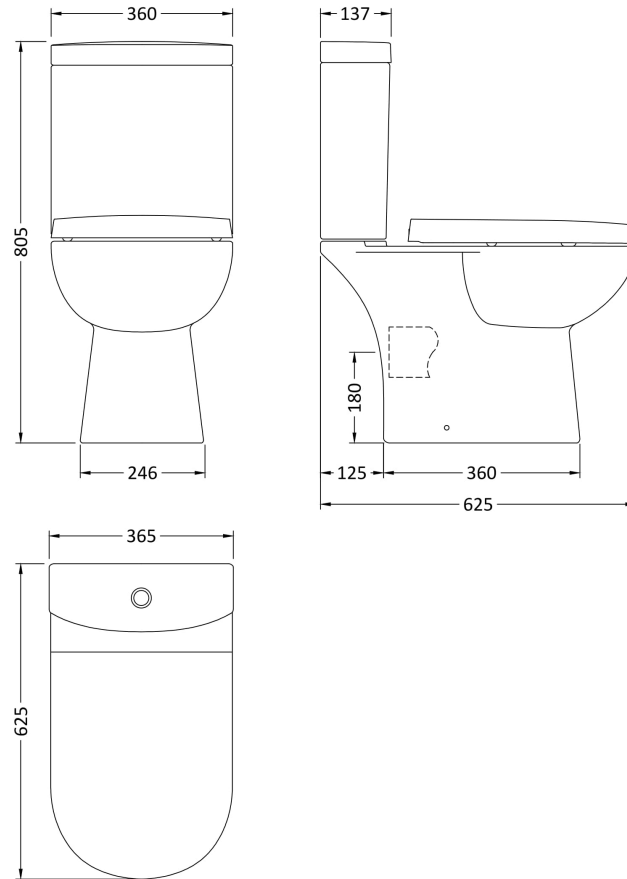


Sales Code: Clw001

Description: Lawton Compact Wc

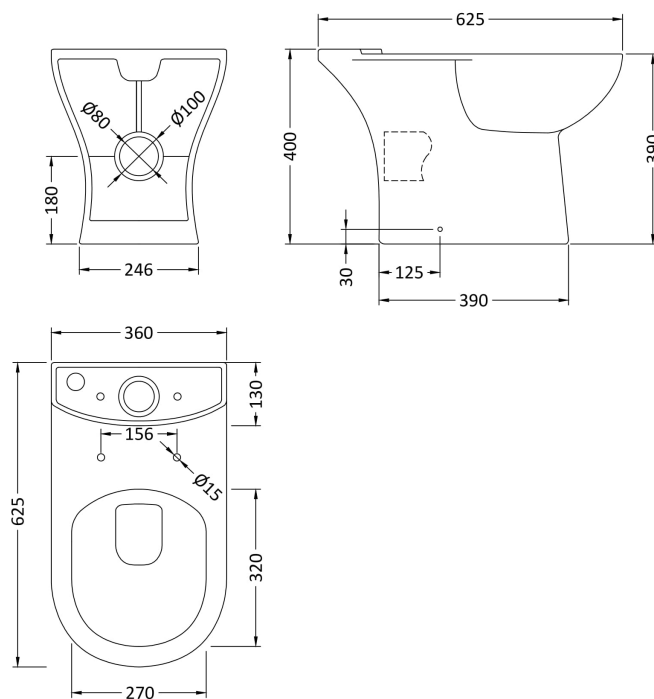
Packaging Details

Barcode: 5055275867440



Sales Code: NCA380

Description: Lawton New Short Projection Pan



Product Dimensions

Height (mm):	400
Width (mm):	360
Depth (mm):	625
Nett Weight (kg):	23.7

Packaging Dimensions

Height (mm):	410
Width (mm):	380
Depth (mm):	650
Gross Weight (kg):	24.2

Packaging Data

Box Colour:	Brown Cardboard Box - Printed
Box Qty:	1
Label Size:	100 x 50
Label Colour:	Not Applicable
Label Qty:	0

Outer Box Dimensions (If Applicable)

Height (mm):	
Width (mm):	
Depth (mm):	
Gross Weight (kg):	
Barcode:	5055369069224

Product Details

Country of Origin:	China
Fitting Instruction:	No
Certification: CE & UKCA:	No WRAS: N/A WRAS No: N/A
Product Material:	Vitreous China
Fixing Supplied:	No

Pans/Bidets: Trap Style: P Trap Includes Seat: No

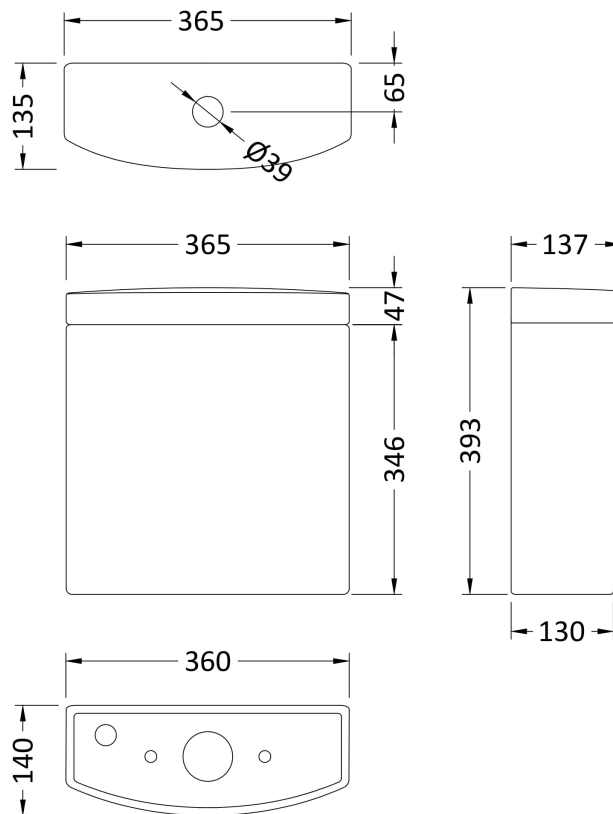
Seats: Seat Type: D-Shape Material: Not Applicable
Function: Not Applicable Hinge Type: Top Fix
Hinge Material: Not Applicable

Cisterns: Operating Type: Not Applicable Fittings: Not Applicable
Lever Type: Not Applicable

Basins: Tap Hole: Not Applicable Chain Stay Hole: Not Applicable
Template: Not Applicable Waste Type Req: Not Applicable
Overflow Inc: Not Applicable Overflow Cover: Not Applicable
Inner Bowl Depth (mm): N/A

Sales Code: NCA381

Description: Lawton Curved Cistern



Product Dimensions

Height (mm):	393
Width (mm):	365
Depth (mm):	137
Nett Weight (kg):	12.6

Packaging Dimensions

Height (mm):	420
Width (mm):	410
Depth (mm):	160
Gross Weight (kg):	12.8

Packaging Data

Box Colour:	Brown Cardboard Box - Printed
Box Qty:	1
Label Size:	100 x 50
Label Colour:	Not Applicable
Label Qty:	0

Outer Box Dimensions (If Applicable)

Height (mm):	
Width (mm):	
Depth (mm):	
Gross Weight (kg):	
Barcode:	5055369069231

Product Details

Country of Origin:	United Kingdom
Fitting Instruction:	No
Certification: CE & UKCA:	Yes WRAS: N/A WRAS No: N/A
Product Material:	Vitreous China
Fixing Supplied:	No

Pans/Bidets: Trap Style: Not Applicable Includes Seat: Not Applicable

Seats: Seat Type: Not Applicable Material: Not Applicable
Function: Not Applicable Hinge Type: Not Applicable
Hinge Material: Not Applicable

Cisterns: Operating Type: Push Button Fittings: Loose 6/3L
Lever Type: Plastic Chrome Platec

Basins: Tap Hole: Not Applicable Chain Stay Hole: Not Applicable
Template: Not Applicable Waste Type Req: Not Applicable
Overflow Inc: Not Applicable Overflow Cover: Not Applicable
Inner Bowl Depth (mm): N/A