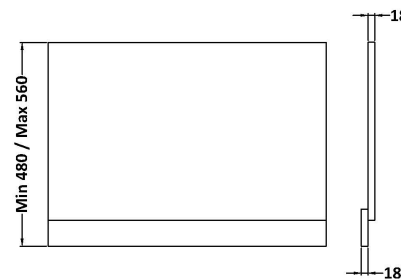
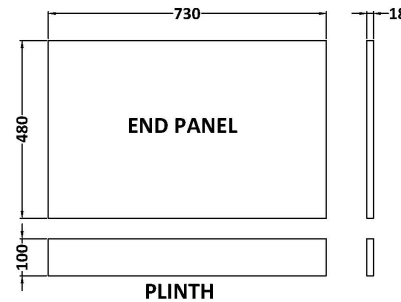
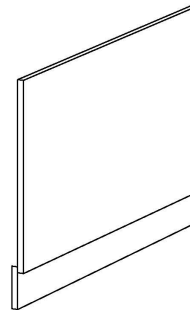



Sales Code: MPC1712

Description: 750mm Bath End Panel



### Product Dimensions

|                   |     |
|-------------------|-----|
| Height (mm):      | 560 |
| Width (mm):       | 730 |
| Depth (mm):       | 36  |
| Nett Weight (kg): | 8.6 |

### Packaging Dimensions

|                    |     |
|--------------------|-----|
| Height (mm):       | 30  |
| Width (mm):        | 590 |
| Depth (mm):        | 760 |
| Gross Weight (kg): | 8.9 |

### Packaging Data

|               |                     |
|---------------|---------------------|
| Box Colour:   | Brown Cardboard Box |
| Box Qty:      | 1                   |
| Label Size:   | 100 x 50            |
| Label Colour: | White Label         |
| Label Qty:    | 1                   |

### Outer Box Dimensions (If Applicable)

|                    |               |
|--------------------|---------------|
| Height (mm):       |               |
| Width (mm):        |               |
| Depth (mm):        |               |
| Gross Weight (kg): |               |
| Barcode:           | 5056462657783 |

### Product Details

|                          |                 |
|--------------------------|-----------------|
| Country of Origin:       | United Kingdom  |
| Fitting Instruction:     | No              |
| CE & UKCA:               | N/A             |
| FSC Certified Materials: | Yes             |
| Colour:                  | Electric Blue   |
| Construction Method:     | Screws Only     |
| Construction Type:       | Flat-Pack       |
| Cabinet Finish:          | Not Applicable  |
| Fascia Finish:           | MFC Smooth Matt |
| Cabinet Thickness (mm):  |                 |
| Fascia Thickness (mm):   | 18              |
| Drawer Included:         | Not Applicable  |
| Drawer Type:             | Not Applicable  |
| No of Shelves:           | Not Applicable  |
| Hinge Type:              | Not Applicable  |
| Hinge Included:          | Not Applicable  |
| Adjustable Legs:         | Not Applicable  |
| Fixings Included:        | Yes             |
| Handle Style:            | Not Applicable  |
| Waste Shroud:            | Not Applicable  |
| Handle Included:         | Not Applicable  |
| Handle Type:             | Not Applicable  |