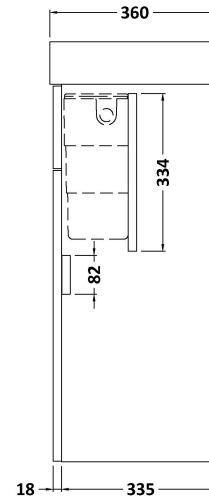
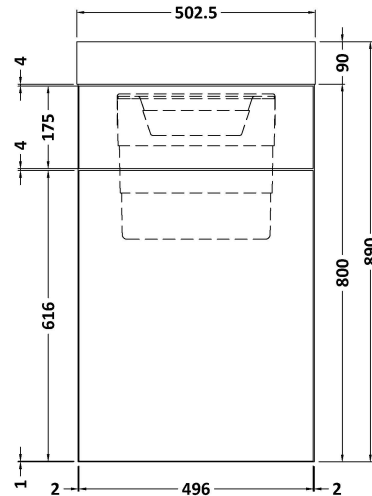
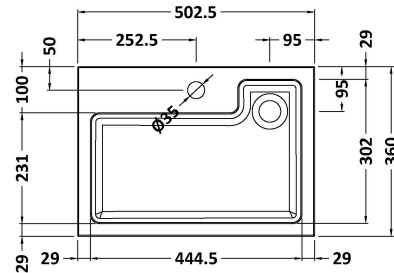


Sales Code: PRC945CB

Description: 500X330 2In1 Combi Unit-Inc Basin & Cist



### Product Dimensions

|                   |      |
|-------------------|------|
| Height (mm):      | 800  |
| Width (mm):       | 500  |
| Depth (mm):       | 355  |
| Nett Weight (kg): | 30.5 |

### Packaging Dimensions

|                    |      |
|--------------------|------|
| Height (mm):       | 785  |
| Width (mm):        | 525  |
| Depth (mm):        | 370  |
| Gross Weight (kg): | 30.5 |

### Packaging Data

|               |                               |
|---------------|-------------------------------|
| Box Colour:   | Brown Cardboard Box - Printed |
| Box Qty:      | 1                             |
| Label Size:   | 0 x 0                         |
| Label Colour: | Not Applicable                |
| Label Qty:    | 0                             |

### Outer Box Dimensions (If Applicable)

|                    |               |
|--------------------|---------------|
| Height (mm):       |               |
| Width (mm):        |               |
| Depth (mm):        |               |
| Gross Weight (kg): |               |
| Barcode:           | 5056211803829 |

### Product Details

|                          |                  |
|--------------------------|------------------|
| Country of Origin:       | China            |
| Fitting Instruction:     | No               |
| CE & UKCA:               | N/A              |
| FSC Certified Materials: | Yes              |
| Colour:                  | Gloss Grey       |
| Construction Method:     | Cam & Wood Dowel |
| Construction Type:       | Rigid            |
| Cabinet Finish:          | MFC Gloss        |
| Fascia Finish:           | MFC Gloss        |
| Cabinet Thickness (mm):  | 16               |
| Fascia Thickness (mm):   | 18               |
| Drawer Included:         | Not Applicable   |
| Drawer Type:             | Not Applicable   |
| No of Shelves:           | Not Applicable   |
| Hinge Type:              | Not Applicable   |
| Hinge Included:          | No               |
| Adjustable Legs:         | No, Not Required |
| Fixings Included:        | No               |
| Handle Style:            | Not Applicable   |
| Waste Shroud:            | Not Applicable   |
| Handle Included:         | Not Applicable   |
| Handle Type:             | Not Applicable   |