




Sales Code: NMP2931

Description: Square Shower Bath End Panel



Product Dimensions

Height (mm):	540
Width (mm):	680
Depth (mm):	18
Nett Weight (kg):	8.5

Packaging Dimensions

Height (mm):	30
Width (mm):	540
Depth (mm):	700
Gross Weight (kg):	8.5

Packaging Data

Box Colour:	Brown Cardboard Box - Printed
Box Qty:	1
Label Size:	100 x 50
Label Colour:	White Label
Label Qty:	0

Outer Box Dimensions (If Applicable)

Height (mm):	
Width (mm):	
Depth (mm):	
Gross Weight (kg):	
Barcode:	5056678447499

Product Details

Country of Origin:	China
Fitting Instruction:	No
CE & UKCA:	N/A
FSC Certified Materials:	Yes
Colour:	Indigo Blue
Construction Method:	Cam & Wood Dowel
Construction Type:	Flat-Pack
Cabinet Finish:	Not Applicable
Fascia Finish:	Mdf Painted Matt
Cabinet Thickness (mm):	
Fascia Thickness (mm):	18
Drawer Included:	Not Applicable
Drawer Type:	Not Applicable
No of Shelves:	Not Applicable
Hinge Type:	Not Applicable
Hinge Included:	Not Applicable
Adjustable Legs:	Not Applicable
Fixings Included:	Yes
Handle Style:	Not Applicable
Waste Shroud:	Not Applicable
Handle Included:	Not Applicable
Handle Type:	Not Applicable