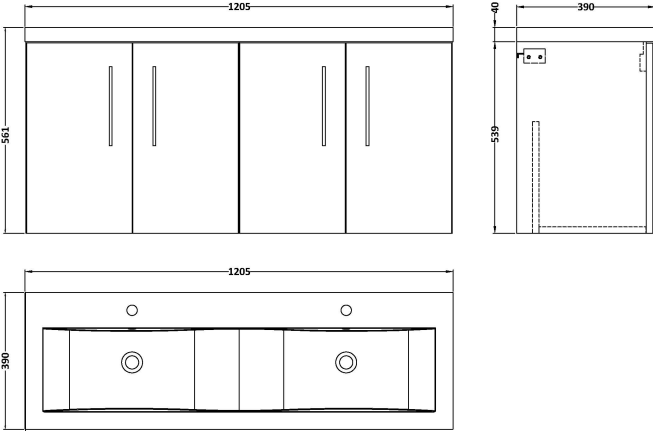


Sales Code: ARN523F

Description: 1200 Wh 4-Door Vanity & Double Basin

Packaging Details

Barcode: 5056462670164



Sales Code: NVF523N

Description: 600 Wh 2-Door Unit (365 Deep)



Product Dimensions

Height (mm):	539
Width (mm):	600
Depth (mm):	383
Nett Weight (kg):	14.2

Packaging Dimensions

Height (mm):	560
Width (mm):	620
Depth (mm):	405
Gross Weight (kg):	14.7

Packaging Data

Box Colour:	Brown Cardboard Box
Box Qty:	1
Label Size:	100 x 50
Label Colour:	White Label
Label Qty:	2

Outer Box Dimensions (If Applicable)

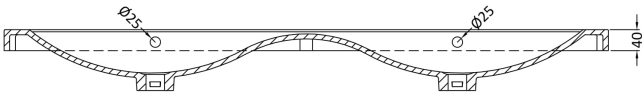
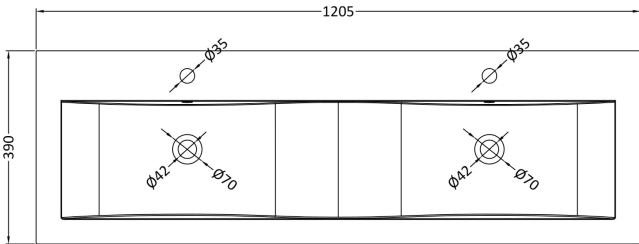
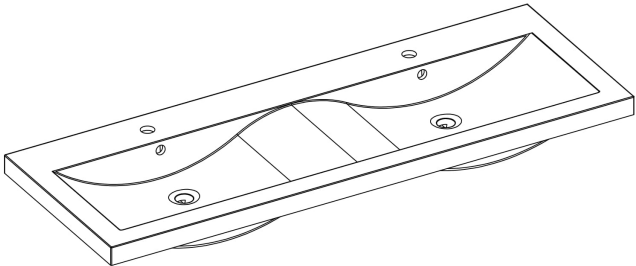
Height (mm):	
Width (mm):	
Depth (mm):	
Gross Weight (kg):	
Barcode:	5056462660271

Product Details

Country of Origin:	United Kingdom
Fitting Instruction:	No
CE Certification:	N/A
FSC Certified Materials:	Yes
Colour:	Anthracite Woodgrain
Construction Method:	Cam & Wood Dowel
Construction Type:	Rigid
Cabinet Finish:	MFC Textured Woodgrain
Fascia Finish:	MFC Textured Woodgrain
Cabinet Thickness (mm):	18
Fascia Thickness (mm):	18
Drawer Included:	No
Drawer Type:	Not Applicable
No of Shelves:	0
Hinge Type:	95 Degree Clip-On Soft Close
Hinge Included:	Yes, Supplied
Adjustable Legs:	No, Not Required
Fixings Included:	Yes
Handle Style:	Contemporary
Waste Shroud:	No
Handle Included:	Yes, Supplied
Handle Type:	D-Shape

Sales Code: CBM424

Description: Double Ceramic Basin 1208X392



Product Dimensions

Height (mm):	390
Width (mm):	1205
Depth (mm):	175
Nett Weight (kg):	27

Packaging Dimensions

Height (mm):	205
Width (mm):	1270
Depth (mm):	510
Gross Weight (kg):	27

Packaging Data

Box Colour:	Brown Cardboard Box - Printed
Box Qty:	1
Label Size:	100 x 50
Label Colour:	White Label
Label Qty:	2

Outer Box Dimensions (If Applicable)

Height (mm):	
Width (mm):	
Depth (mm):	
Gross Weight (kg):	
Barcode:	5056211875826

Product Details

Country of Origin:	China
Fitting Instruction:	No
Certification:	CE: No WRAS: N/A WRAS No: N/A
Product Material:	Vitreous China
Fixing Supplied:	No

Pans/Bidets:	Trap Style: Not Applicable	Includes Seat: Not Applicable
--------------	----------------------------	-------------------------------

Seats:	Seat Type: Not Applicable	Material: Not Applicable
	Function: Not Applicable	Hinge Type: Not Applicable
	Hinge Material: Not Applicable	

Cisterns:	Operating Type: Not Applicable	Fittings: Not Applicable
	Lever Type: Not Applicable	

Basins:	Tap Hole: Two Tapholes	Chain Stay Hole: No
	Template: Not Required	Waste Type Req: Slotted
	Overflow Inc: Yes	Overflow Cover: Yes
	Inner Bowl Depth (mm):	