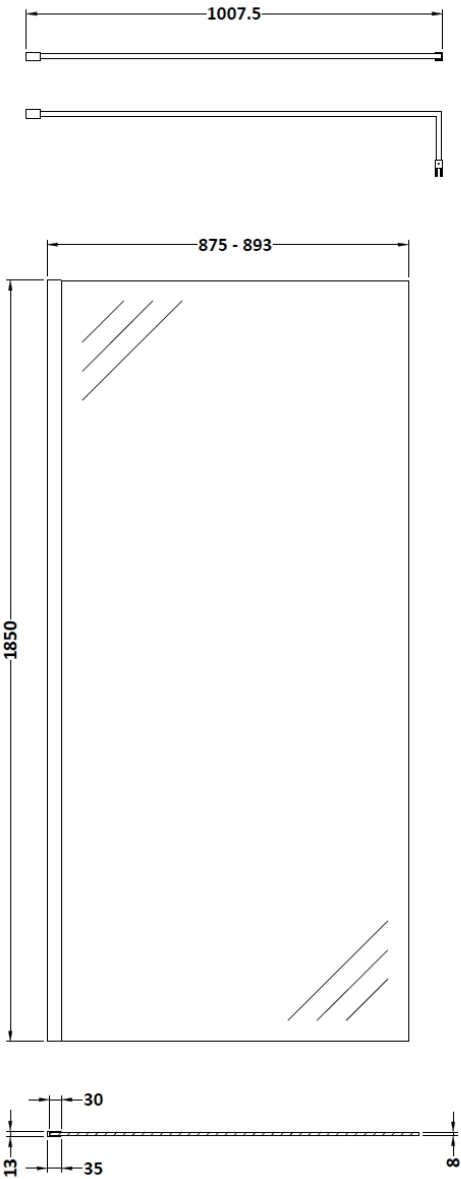


Sales Code: WRSCBP090

Description: Wetroom Screen 900X1850x8mm Black

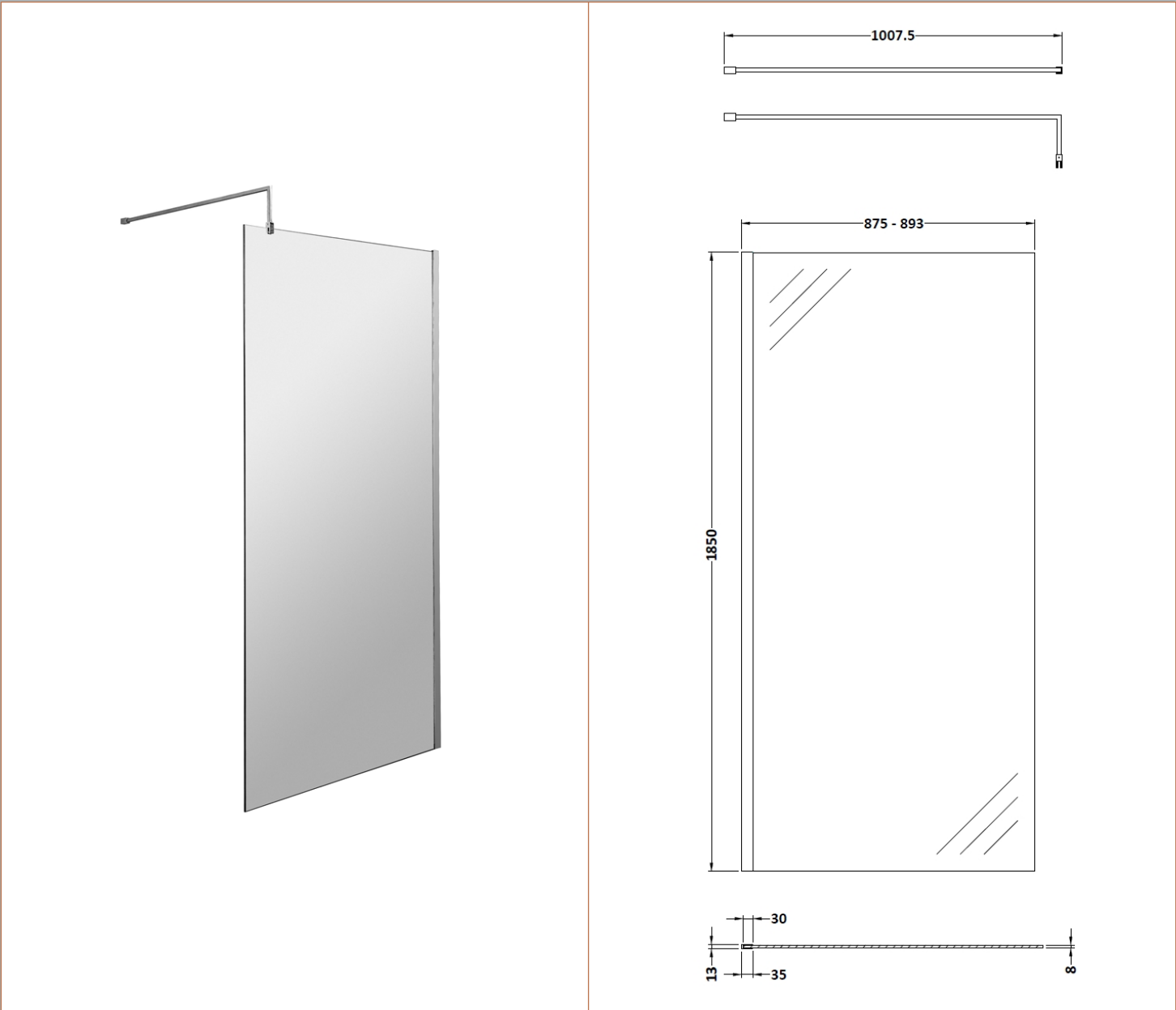


Packaging Details

Barcode: 5056211897484

Sales Code: WRSC090


Description: Wetroom Screen 900 X 1850 X 8mm



| Product Dimensions | |
|--------------------------------------|-------------------------------|
| Height (mm): | 1850 |
| Width (mm): | 900 |
| Depth (mm): | 14 |
| Nett Weight (kg): | 37.5 |
| Packaging Dimensions | |
| Height (mm): | 65 |
| Width (mm): | 950 |
| Length (mm): | 1920 |
| Gross Weight (kg): | 38.2 |
| Packaging Data | |
| Box Colour: | Brown Cardboard Box - Printed |
| Box Qty: | 1 |
| Label Size: | 100 x 50 |
| Label Colour: | Not Applicable |
| Label Qty: | 0 |
| Outer Box Dimensions (If Applicable) | |
| Height (mm): | |
| Width (mm): | |
| Depth (mm): | |
| Length (mm): | |
| Gross Weight (kg): | |
| Barcode: | 5055275819036 |
| Product Details | |
| Country of Origin: | China |
| Fitting Instruction: | No |
| CE & UKCA: | Yes |
| Profile Material: | Aluminium |
| Profile Finish: | Polished Chrome |
| Adjustments (mm): | 875mm - 893mm |
| Entry Width (mm): | N/A |
| Swing In Dim (mm): | N/A |
| Swing Out Dim (mm): | N/A |
| Radius (mm): | Not Applicable |
| Glass Thickness (mm): | 8 |
| Easy Fit: | No |
| Easy Clean: | No |
| Handle Style: | Not Applicable |
| Handle Material: | Not Applicable |
| Enclosure Design: | Frameless |
| Wheel Type: | Not Applicable |
| Support Bar Included: | Support Bar Included |
| Extras: | None |

Sales Code: WRSF009


Description: 1850 Wetroom Wall Channel Black



| Product Dimensions | |
|--------------------------------------|-------------------------------|
| Height (mm): | 1850 |
| Width (mm): | |
| Depth (mm): | |
| Nett Weight (kg): | 0.6 |
| Packaging Dimensions | |
| Height (mm): | 60 |
| Width (mm): | 185 |
| Length (mm): | 1860 |
| Gross Weight (kg): | 0.6 |
| Packaging Data | |
| Box Colour: | Brown Cardboard Box - Printed |
| Box Qty: | 1 |
| Label Size: | 100 x 50 |
| Label Colour: | White Label |
| Label Qty: | 1 |
| Outer Box Dimensions (If Applicable) | |
| Height (mm): | |
| Width (mm): | |
| Depth (mm): | |
| Length (mm): | |
| Gross Weight (kg): | |
| Barcode: | 5056211897224 |
| Product Details | |
| Country of Origin: | China |
| Fitting Instruction: | No |
| CE & UKCA: | N/A |
| Profile Material: | Aluminium |
| Profile Finish: | Matt Black |
| Adjustments (mm): | 18mm |
| Entry Width (mm): | N/A |
| Swing In Dim (mm): | N/A |
| Swing Out Dim (mm): | N/A |
| Radius (mm): | Not Applicable |
| Glass Thickness (mm): | |
| Easy Fit: | Not Applicable |
| Easy Clean: | Not Applicable |
| Handle Style: | Not Applicable |
| Handle Material: | Not Applicable |
| Enclosure Design: | Not Applicable |
| Wheel Type: | Not Applicable |
| Support Bar Included: | Support Bar Not Included |
| Extras: | None |

Sales Code: FIX024

Description: Wetroom Screen Support Arm Black



| Product Dimensions | |
|--------------------------------------|---------------------|
| Height (mm): | 15 |
| Width (mm): | 150 |
| Depth (mm): | 1000 |
| Nett Weight (kg): | 0.67 |
| Packaging Dimensions | |
| Height (mm): | 35 |
| Width (mm): | 160 |
| Length (mm): | 1020 |
| Gross Weight (kg): | 0.7 |
| Packaging Data | |
| Box Colour: | Brown Cardboard Box |
| Box Qty: | 1 |
| Label Size: | 100 x 50 |
| Label Colour: | White Label |
| Label Qty: | 1 |
| Outer Box Dimensions (If Applicable) | |
| Height (mm): | |
| Width (mm): | |
| Depth (mm): | |
| Length (mm): | |
| Gross Weight (kg): | |
| Barcode: | 5056211847342 |
| Product Details | |
| Country of Origin: | China |
| Fitting Instruction: | No |
| CE & UKCA: | N/A |
| Profile Material: | Stainless Steel |
| Profile Finish: | Matt Black |
| Adjustments (mm): | N/A |
| Entry Width (mm): | N/A |
| Swing In Dim (mm): | N/A |
| Swing Out Dim (mm): | N/A |
| Radius (mm): | Not Applicable |
| Glass Thickness (mm): | |
| Easy Fit: | Not Applicable |
| Easy Clean: | Not Applicable |
| Handle Style: | Not Applicable |
| Handle Material: | Not Applicable |
| Enclosure Design: | Not Applicable |
| Wheel Type: | Not Applicable |
| Support Bar Included: | |
| Extras: | None |