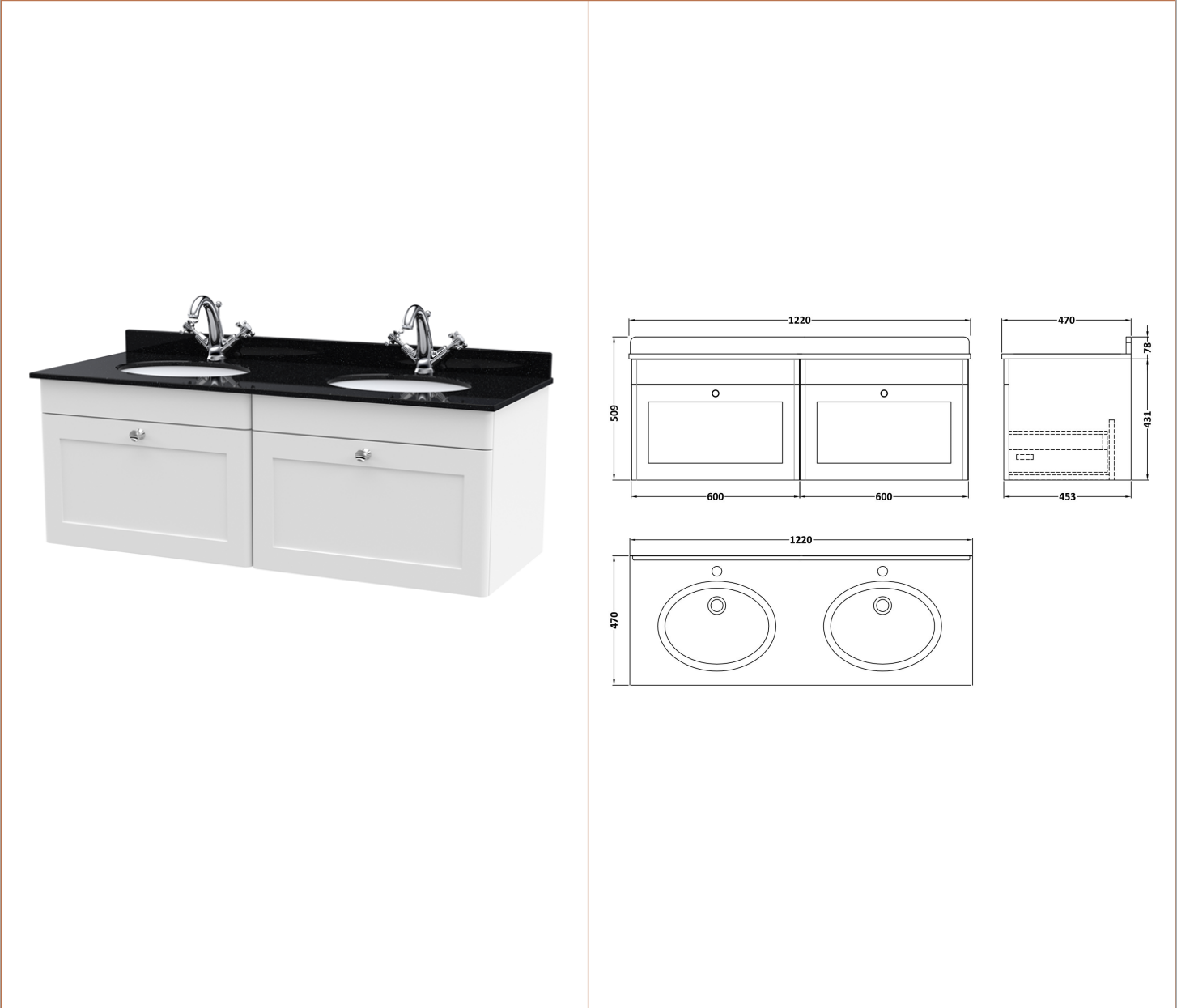


Sales Code: CLC194BR2

Description: 1200 W/H 2-Drawer Unit & Marble Top

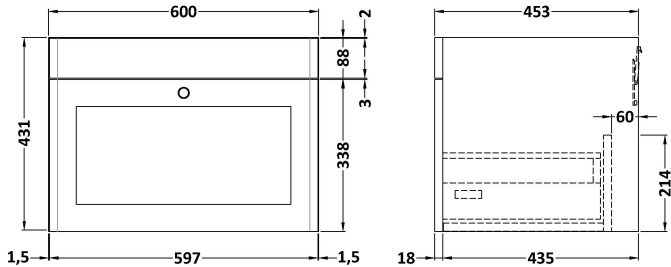
Packaging Details

Barcode: 5056678417911



Sales Code: CLA194

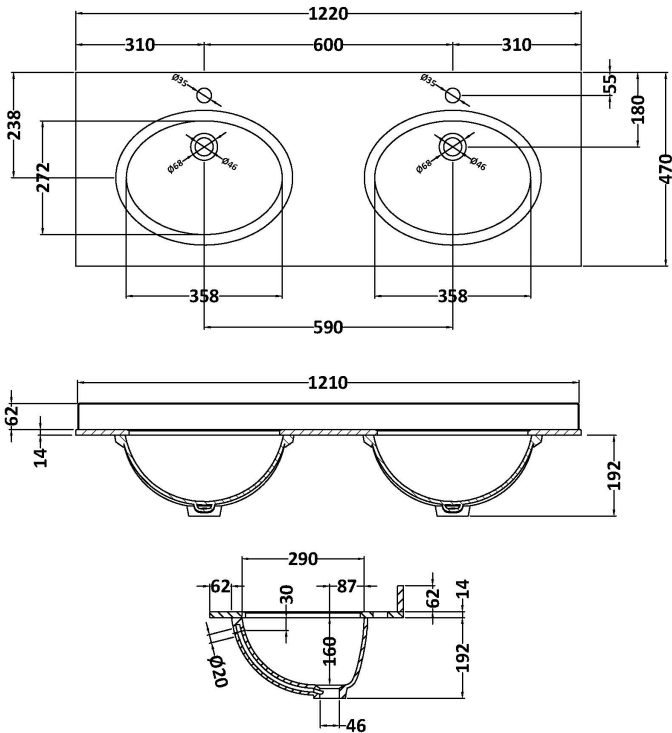
Description: 600 W/H 1-Drawer Unit (431X600x453)



| Product Dimensions                   |                                |
|--------------------------------------|--------------------------------|
| Height (mm):                         | 431                            |
| Width (mm):                          | 600                            |
| Depth (mm):                          | 453                            |
| Nett Weight (kg):                    | 19                             |
| Packaging Dimensions                 |                                |
| Height (mm):                         | 465                            |
| Width (mm):                          | 625                            |
| Depth (mm):                          | 480                            |
| Gross Weight (kg):                   | 19.5                           |
| Packaging Data                       |                                |
| Box Colour:                          | Brown Cardboard Box            |
| Box Qty:                             | 1                              |
| Label Size:                          | 100 x 50                       |
| Label Colour:                        | White Label                    |
| Label Qty:                           | 2                              |
| Outer Box Dimensions (If Applicable) |                                |
| Height (mm):                         |                                |
| Width (mm):                          |                                |
| Depth (mm):                          |                                |
| Gross Weight (kg):                   |                                |
| Barcode:                             | 5056462643267                  |
| Product Details                      |                                |
| Country of Origin:                   | China                          |
| Fitting Instruction:                 | No                             |
| CE & UKCA:                           | N/A                            |
| FSC Certified Materials:             | Yes                            |
| Colour:                              | Satin White                    |
| Construction Method:                 | Cam & Wood Dowel               |
| Construction Type:                   | Rigid                          |
| Cabinet Finish:                      | MFC Painted Matt               |
| Fascia Finish:                       | Mdf Painted Matt               |
| Cabinet Thickness (mm):              | 18                             |
| Fascia Thickness (mm):               | 18                             |
| Drawer Included:                     | Yes                            |
| Drawer Type:                         | 80mm High Metal S/C Inc Galler |
| No of Shelves:                       | Not Applicable                 |
| Hinge Type:                          | Not Applicable                 |
| Hinge Included:                      | Not Applicable                 |
| Adjustable Legs:                     | No, Not Required               |
| Fixings Included:                    | Yes                            |
| Handle Style:                        | Traditional                    |
| Waste Shroud:                        | Yes                            |
| Handle Included:                     | Yes, Supplied                  |
| Handle Type:                         | Knob                           |

Sales Code: LOM233

Description: 1200 Double Bowl Marble Top 1Th



Product Dimensions

|                   |      |
|-------------------|------|
| Height (mm):      | 268  |
| Width (mm):       | 1220 |
| Depth (mm):       | 463  |
| Nett Weight (kg): | 27.5 |

Packaging Dimensions

|                    |      |
|--------------------|------|
| Height (mm):       | 310  |
| Width (mm):        | 1300 |
| Depth (mm):        | 550  |
| Gross Weight (kg): | 28   |

Packaging Data

|               |                     |
|---------------|---------------------|
| Box Colour:   | White Cardboard Box |
| Box Qty:      | 1                   |
| Label Size:   | 100 x 50            |
| Label Colour: | White Label         |
| Label Qty:    | 2                   |

Outer Box Dimensions (If Applicable)

|                    |               |
|--------------------|---------------|
| Height (mm):       |               |
| Width (mm):        |               |
| Depth (mm):        |               |
| Gross Weight (kg): |               |
| Barcode:           | 5056211819080 |

Product Details

|                           |                                |
|---------------------------|--------------------------------|
| Country of Origin:        | China                          |
| Fitting Instruction:      | No                             |
| Certification: CE & UKCA: | N/A                            |
| WRAS:                     | N/A                            |
| WRAS No:                  | N/A                            |
| Product Material:         | Vitreous China, Natural Marble |
| Fixing Supplied:          | No                             |

|              |                            |                               |
|--------------|----------------------------|-------------------------------|
| Pans/Bidets: | Trap Style: Not Applicable | Includes Seat: Not Applicable |
|--------------|----------------------------|-------------------------------|

|        |                                |                            |
|--------|--------------------------------|----------------------------|
| Seats: | Seat Type: Not Applicable      | Material: Not Applicable   |
|        | Function: Not Applicable       | Hinge Type: Not Applicable |
|        | Hinge Material: Not Applicable |                            |

|           |                                |                          |
|-----------|--------------------------------|--------------------------|
| Cisterns: | Operating Type: Not Applicable | Fittings: Not Applicable |
|           | Lever Type: Not Applicable     |                          |

|         |                          |                         |
|---------|--------------------------|-------------------------|
| Basins: | Tap Hole: One Taphole    | Chain Stay Hole: No     |
|         | Template: Not Applicable | Waste Type Req: Slotted |
|         | Overflow Inc: Yes        | Overflow Cover: Yes     |
|         | Inner Bowl Depth (mm):   | 160mm                   |