

Product Data Sheet: 130207

Extra wide wall mounted padded shower seat with legs



Product Detail:

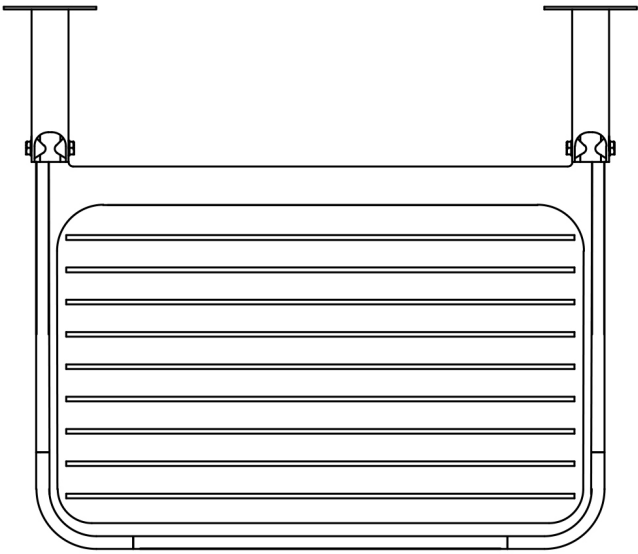
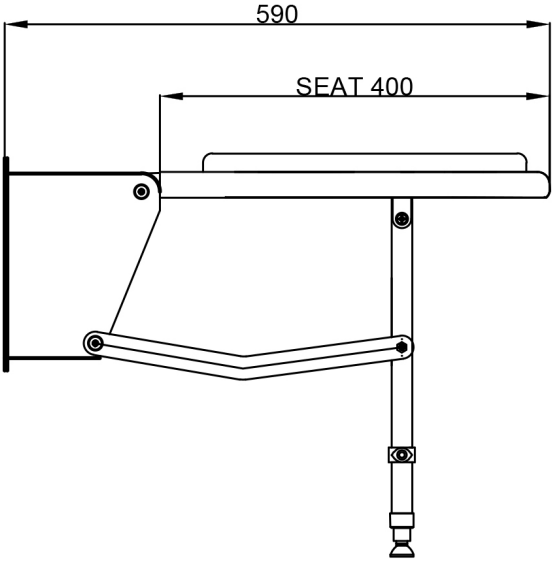
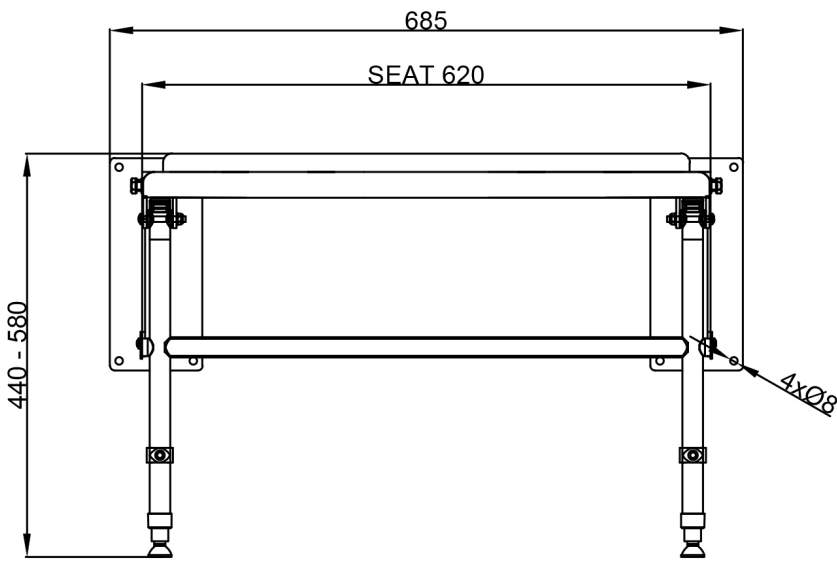
Extra-wide seat for bariatric users
Non-corrosive stainless steel frame
Closed cell polyurethane construction pads for maximum hygiene and comfort
Height adjustable

MAX RATED LOAD: 330 kg

Reference (specify): 130207

Available colours/finishes

GY



Order Code	Size (A)
130207	

PLEASE NOTE: Every effort has been made to ensure as much accuracy as possible. However, due to print restrictions exact colour match is not always possible. Featured products may also be changed from time to time, but are correct at time of publication.

* Terms and Conditions apply - www.nymas.co.uk/warranties