


Showers



Selector 1:6:0

Valves and fittings 1:6:1

Trays 1:6:2

Icon key



Residential



Public Places



Water Savings



Hospitals & Healthcare



Disabled access



Doc M Compliant



Education



Spacesaving



Hotels



Anti-vandal

Showers




























Showers Selector

ARMITAGE SHANKS











Mixer Packs

Alto EV	1:6:1:2	 	Modern	Yes	Exposed	No	Yes	Minimum 0.1bar	No	Yes	●
---------	---------	---	--------	-----	---------	----	-----	----------------	----	-----	---

























Mixers

Adriana	1:6:1:4	  	Modern	No	Exposed	No	No	Minimum 1 bar	No	●
Avon	1:6:1:5	    	Contract	No	Exposed	No	No	Minimum 0.15bar	No	●
Avon 21	1:6:1:6	    	Modern	No	Exposed/Built-in	No	No	Minimum 1bar	Yes	●
Contour 21	1:6:1:9	    	Modern	Yes	Exposed/Built-in	Yes	No	Minimum 0.2bar	Yes	●
Golf - Design	1:6:1:13	  	Modern	No	Exposed/Built-in	No	No	Minimum 1bar	No	●
Livia	1:6:1:14	  	Modern	No	Exposed	No	No	Minimum 1 bar	No	●
Sensorflow 21	1:6:1:15	   	Modern	No	Built-in	No	No	Minimum 1bar	Yes	●

Kits and Rainshowers

Armaglide 2 kits and sets	1:6:1:18	    	Modern	Minimum 1bar	Yes	Yes	●
Anti-Vandal fixed head	1:6:1:21	    	Modern	Minimum 1bar	Yes	Yes	●

Shower Trays

Principal Page	Application Symbols	Material	Low Profile	Handed	700 x 700mm	760 x 760mm	800 x 800mm	900 x 760mm	900 x 800mm	900 x 900mm	1000 x 800mm	1000 x 1000mm	1200 x 760mm	1200 x 800mm	1200 x 900mm	1400 x 900mm	1600 x 800mm	1700 x 700mm	1700 x 750mm
Idealite Square Flat Top	1:6:2:2	  	Light weight polymer resin	●	Yes	6.3kg	6.9kg	8.2kg	9.6kg										
Idealite Rectangle Flat Top	1:6:2:3	  	Light weight polymer resin	●	Yes			7.1kg	7.4kg	7.7kg	9.3kg	9.7kg	10.1kg	11.8kg	13.5kg	13.6kg			
Idealite Quadrant Flat Top	1:6:2:4	  	Light weight polymer resin	●	Yes		6.3kg	7.2kg											
Idealite Offset Quadrant Flat Top	1:6:2:5	  	Light weight polymer resin	●	Yes			6.8kg	7.5kg	8.6kg	9.5kg								
Idealite Pentagon Flat Top	1:6:2:6	  	Light weight polymer resin	●	Yes			7.2kg											
Idealite Square Upstand	1:6:2:7	  	Light weight polymer resin	●	Yes	6.3kg	6.9kg	8.2kg	9.6kg										
Idealite Rectangle Upstand	1:6:2:8	  	Light weight polymer resin	●	Yes			7.1kg	7.4kg	7.7kg	9.3kg	9.7kg	11.8kg						
Idealite Quadrant Upstand	1:6:2:9	  	Light weight polymer resin	●	Yes		6.3kg	7.2kg											

Showers

Valves and fittings
Mixer Packs

Showers

Alto EV

exposed shower pack

Alto EV is our entry level thermostatic exposed shower pack which includes Fast-fix push-fit pipe connections and an Idealrain single function shower kit. Alto EV is optimised for low pressure systems but is also suitable for high pressure systems.

ARMITAGE SHANKS

Time saving Fast-fix brackets

Solid brass body

Safety stop at 40°C

Single function Idealrain
handspray

Push-fit pipe connections

Adjustable temperature

Limit Stop

Safe Cool touch body

Shower hose retainer

TMV2

Illustrated

A5985 Alto EV exposed thermostatic shower pack with Fast-fix and single function Idealrain S1 kit

Material

Chrome Plated Metal

Weight

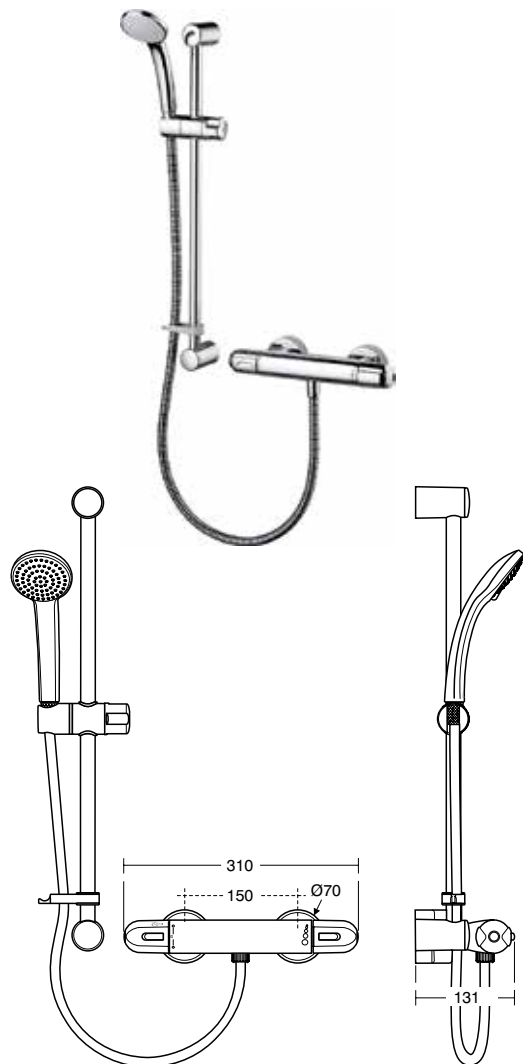
4.5kg

Colours

Chromium plated (AA)

Special notes

Inlets 15mm push fit connections. Flow rate
4 litres per minute at 0.1 bar



1 : 6 : 1 : 2

1 : 6 : 1 : 3

Armitage
Shanks

Armitage
Shanks

Showers

Valves and fittings

Mixers

Mixers

Showers

Mixers

Showers

Showers

Adriana

exposed shower mixer

Single lever exposed shower mixer with an elegant and minimal design. Contemporary and safe, it features Click cartridge, which offers a limit on water flow by 50%. The cartridge also incorporates a safety device restricting movement to the handle on the hot side.



ARMITAGE SHANKS

Domestic and commercial use

Lever operated mixers

Ceramic disk

Click cartridge

Temperature limit stop

Suitable for closed fist operation

Illustrated

B9783 Adriana single lever exposed shower mixer with 47mm Click cartridge and no kit

Material

Chrome plated Metal

Weight

2.1kg

Colour/Finish

Chromium plated (AA)

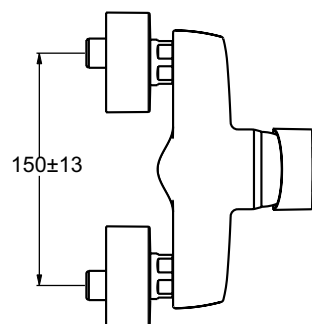
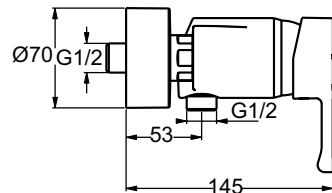
Options

A960453NU None - Return valve and flow limiter 8l/min

Special Notes

S - connectors with noise reducers.

For use with Armaglide 2 shower accessories



Showers

Avon

self-closing exposed shower valve

A one set temperature self closing exposed push button shower valve which is water saving and anti vandal. Adjustable time delay for automatic shut off with non-concussive action to avoid water hammer. Designed to be supplied with pre-mixed water via a thermostatic blending valve.



ARMITAGE SHANKS

One temperature non-mixing

DDA compliant

Top or bottom supply

Illustrated

S9322 Avon self closing push button exposed shower valve, inlets and outlets with compression nuts and rings for 15mm copper tube

Material

Chrome Plated Metal

Weight

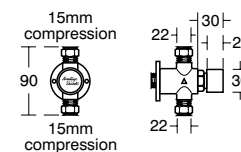
1.0kg

Colours

Chromium plated (AA)

Special notes

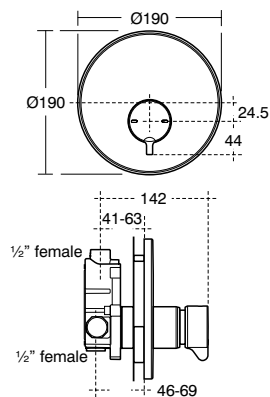
Designed to be supplied with pre-mixed water via a thermostatic valve. Fixing through back plate with 2 woodscrews or with pipe brackets (not supplied) Operating head min 0.15 bar, max 4.0 bar. Consideration should be given to safe hot water delivery and the use of an appropriate temperature reduction device.



Avon 21

built-in self shower mixer

A variable temperature control, self closing built-in shower mixer with push button which is water saving and anti vandal. Adjustable time delay for automatic shut off with non-concussive action to avoid water hammer. Designed to be supplied with pre-mixed water via a thermostatic blending valve.



ARMITAGE SHANKS

Adjustable temperature
Non mixing version available
Top or bottom supply
DDA compliant

Illustrated

B8265 Avon 21 self closing push button shower with concealing plate, variable temperature control

Material

Chrome Plated Metal

Weight

2.9kg

Colours

Chromium plated (AA)

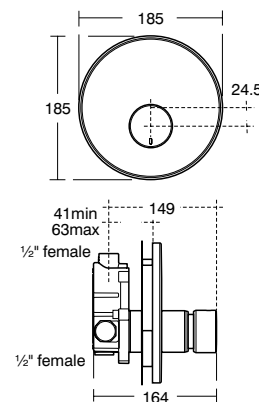
Special notes

Consideration should be given to safe hot water delivery and the use of an appropriate temperature reduction device see A5900AA or Part G for guidance. Flow rate 6 L/Min at 1 bar

Avon 21

built-in self closing non-mixing shower

A one set temperature, self closing built-in shower mixer with push button which is water saving and anti vandal. Adjustable time delay for automatic shut off with non-concussive action to avoid water hammer. Designed to be supplied with pre-mixed water via a thermostatic blending valve.



ARMITAGE SHANKS

One temperature non-mixing
Mixing version available
Top or bottom supply
DDA compliant

Illustrated

B8266 Avon 21 self closing push button shower valve with concealing plate, non mixing

Material

Chrome Plated Metal

Weight

2.8kg

Colours

Chromium plated (AA)

Special notes

Consideration should be given to safe hot water delivery and the use of an appropriate temperature reduction device see A5900AA or Part G for guidance. Flow rate 5 litres per minute at 0.1 bar

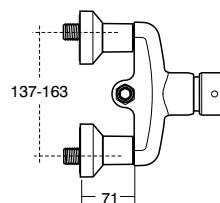
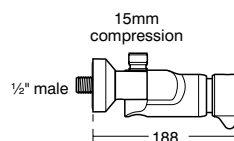


Showers

Avon 21

exposed self-closing shower mixer

A variable temperature control, exposed self closing shower mixer with push button which is water saving and anti vandal. Adjustable time delay for automatic shut off with non-concussive action to avoid water hammer. Designed to be supplied with pre-mixed water via a thermostatic blending valve.



ARMITAGE SHANKS

Adjustable temperature

DDA compliant

Top or bottom supply

Illustrated

B8264 Avon 21 self closing push button shower mixing valve exposed, variable temperature

B8485 Panel fix escutcheons pair, for bar style shower

Material

Chrome Plated Metal

Weight

Self closing push button 3.1kg

Panel fix escutcheons pair 0.05kg

Colours

Chromium plated (AA)

Special notes

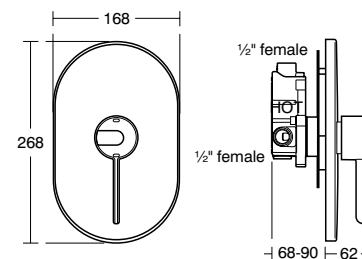
Consideration should be given to safe hot water delivery and the use of an appropriate temperature reduction device see A5900AA or Part G for guidance. If Anti-vandal shower head A5451AA is used with this mixer then it is recommended that riser pipe B0036AA is used to simplify the installation

Showers

Contour 21

built-in sequential shower mixer extended lever

Sequential thermostatic 120mm lever operated, built in fail safe shower with safety stop feature. Suitable for balanced and unbalanced low or high pressure systems.



ARMITAGE SHANKS

Extended easy use lever

DDA compliant

Automatic safety shut off

Exposed version

Illustrated

A4129 Contour 21 thermostatic built-in shower mixer, lever operated

Material

Chrome Plated Metal

Weight

3.1kg

Colours

Chromium plated (AA)

Special notes

Flow rate 6 litres per minute at 0.2 bar



1 : 6 : 1 : 8

Armitage
Shanks



1 : 6 : 1 : 9

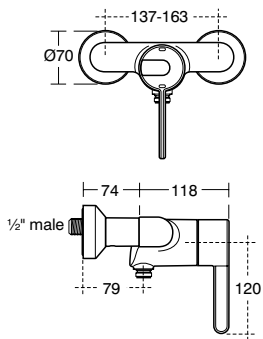


Armitage
Shanks

Contour 21

exposed sequential shower mixer extended lever

Sequential thermostatic 120mm lever operated, build in fail safe shower with safety stop feature. Suitable for balanced and unbalanced low or high pressure systems.



ARMITAGE SHANKS

- Extended easy use lever
- DDA compliant
- Automatic safety shut off
- Build in versions

Illustrated
A4130 Contour 21 thermostatic exposed shower mixer, lever operated
B8485 Panel fix escutcheons pair, for bar style shower

Material
Chrome Plated Metal

Weight
Exposed shower mixer 3.0kg
Panel fix escutcheons pair 0.1kg

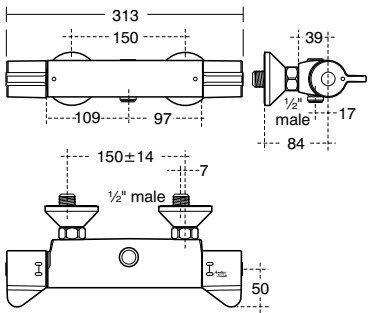
Colours
Chromium plated (AA)

Special notes
Operating pressures from 0.2 to 5.0 bar. TMV
Thermostatic Mixing Valve Scheme approved.
Meeting the requirements of the NHS Model
Engineering Specification - D 08 for Type 3 valves.
Inlet isolation valves allow front of panel servicing.
Flow rate 6 litres per minute at 0.2 bar

Contour 21

wall mounted exposed shower mixer

A stylish wall mounted exposed thermostatic fail safe shower with built-in safety stop feature. Small lever operated. Suitable for balanced high pressure systems.



ARMITAGE SHANKS

- Automatic safety shut off
- DDA compliant
- Small lever dual control
- Sealed wall escutcheons

Illustrated
A4127 Contour 21 thermostatic exposed shower mixer

Material
Chrome Plated Metal

Weight
3.0kg

Colours
Chromium plated (AA)

Special notes
Flow rate 5 litres per minute at 0.2 bar



Showers

Contour 21

extended lever thermostatic shower in box

Extended lever operated thermostatic valve pre-plumbed into stainless steel box complete with cover plate.



ARMITAGE SHANKS

Commercial use
Easy install
Adjustable safety stop
Automatic shut off
Multiple fixing points
Accessible mounting box

Illustrated

A4314 Contour 21 lever operated concentric thermostatic shower mixing valve with mounting box, combined isolating and non-return valves with filters, including hose union and quick release coupling.

Material

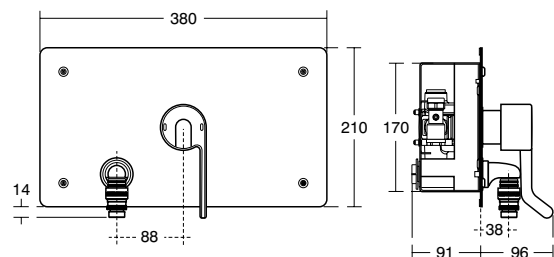
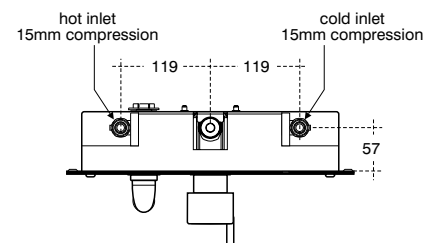
Stainless Steel

Weight

6.2kg

Colours

Stainless Steel (MY)



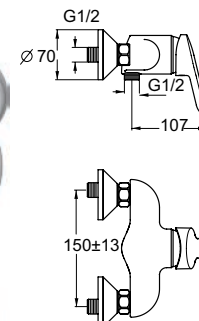
1 : 6 : 1 : 12

Showers

Golf - Design

exposed shower mixer

Single lever exposed shower mixer that follows a "soft-edge" design concept, giving it smooth, harmonised, friendly form. Ecological, economical & safe, it features Click cartridge which offers a limit on water flow by 50%. The cartridge also incorporates a safety device, restricting movement of the handle on the hot side.



ARMITAGE SHANKS

Domestic and commercial use
Lever operated mixers
Ceramic disk
Click cartridge
Temperature limit stop
Suitable for closed fist operation

Illustrated

B9775 Golf - Design single lever exposed shower mixer with 47mm Click cartridge and no kit

Material

Chrome plated Metal

Weight

1.9kg

Colour/Finish

Chromium plated (AA)

Options

A960453NU None - Return valve and flow limiter 8l/min

Special Notes

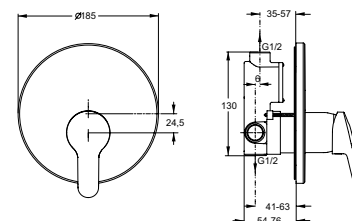
S - connectors with noise reducers.
For use with Armaglide 2 shower accessories



Golf - Design

built-in shower mixer with round faceplate

Single lever built-in shower mixer that follows a "soft-edge" design concept, giving it smooth, harmonised, friendly form. Ecological, economical & safe, it features Click cartridge which offers a limit on water flow by 50%. The cartridge also incorporates a safety device, restricting movement of the handle on the hot side.



ARMITAGE SHANKS

Domestic and commercial use
Lever operated mixers
Ceramic disk
Click cartridge
Temperature limit stop
Suitable for closed fist operation

Illustrated

B9779 Golf - Design single lever built-in shower kit 2, faceplates and handles. For combination with kit 1 A2650NU

A2650 Built-in kit 1 with 47mm Click cartridge

Material

Chrome plated Metal

Weight

0.6kg

Colour/Finish

Chromium plated (AA)

Special Notes

For use with Armaglide 2 shower accessories



1 : 6 : 1 : 13

Armitage
Shanks

Armitage
Shanks

Showers

Livia

exposed shower mixer

Single lever exposed shower mixer for a contemporary styling concept. Eco-friendly and safe thanks to Click Technology and Temperature limit stop, this Livia mixer facilitates the user to reduce water consumption as well as the risk of scalding.



ARMITAGE SHANKS

Domestic and commercial use

Lever operated mixers

Ceramic disk

Click cartridge

Temperature limit stop

Suitable for closed fist operation

Illustrated

B9769 Livia single lever exposed shower mixer with 40mm Click cartridge and no kit

Material

Chrome plated Metal

Weight

1.5kg

Colour/Finish

Chromium plated (AA)

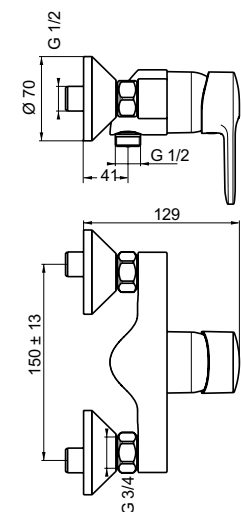
Options

A960453NU None - Return valve and flow limiter 8l/min

Special Notes

S - connectors.

For use with Armaglide 2 shower accessories



Showers

Sensorflow 21

Electronic Shower Valve and Sensor

Sensorflow 21 range offers every type of sensing brassware. Basin or wall mounted with integral sensor and tubular wall spouts with remote sensor. Mains powered (transformer) with option to link up to 5 multi box units per main unit and stand alone battery powered units.



ARMITAGE SHANKS

Commercial use

DDA compliant

Hygienic "no touch operation"

Link and stand alone battery versions

Illustrated

A4185 Sensorflow 21 Electronic concealed shower valve and sensor, mains transformer

Material

Chrome Plated Metal

Weight

1.6kg

Colours

Chromium plated (AA)

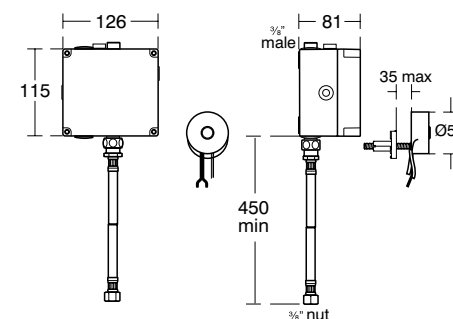
Options

A4186 Sensorflow 21 Electronic concealed shower valve and sensor, link box

A4168 Sensorflow 21 Electronic concealed shower valve and sensor, battery

Special notes

Designed to be supplied with pre-mixed water. Consideration should be given to safe hot water delivery and the use of an appropriate temperature reduction device see A5900AA or Part G for guidance. A4185AA mains sensor can have up to 5 multi-box sensors linked



Showers

Valves and fittings
Kits and Rainshowers

Showers

Armaglide 2 shower kits

Armaglide 2 with single or 3 function handspray, 900mm rail and 1750mm spiral hose. Includes wall elbow and hose retaining ring.



ARMITAGE SHANKS

- Domestic and commercial use
- 8 litres per minute flow restrictor
- Wall elbow
- Easy to install and maintain
- Hose retaining ring
- Adjustable wall fixings

Illustrated
B9306 Armaglide 2 shower kit with single function handspray, 900mm rail and 1750mm spiral hose

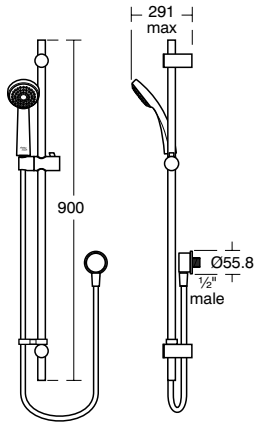
Material
Chrome Plated Metal

Weight
1.7kg

Colours
Chromium plated (AA)

Options
B9307 Armaglide 2 shower kit with 3 function handspray, 900mm rail and 1750mm spiral hose

Special notes
Regulated flow rate 8 litres per minute.
Unregulated flow rate 5.5 litres per minute at 1 bar



1 : 6 : 1 : 18

Armitage
Shanks

Showers

Armaglide 2 shower sets

Armaglide 2 shower set with single or 3 function handsprays and 1750mm spiral hose. Includes wall mounted handspray holder and hose retaining ring.



ARMITAGE SHANKS

- Domestic and commercial use
- 8 litres per minute flow restrictor
- Wall mounted handspray holder
- Easy to install and maintain
- Hose retaining ring

Illustrated
B9308 Armaglide 2 shower set with single function handspray, 1750mm spiral hose and wall mounted holder

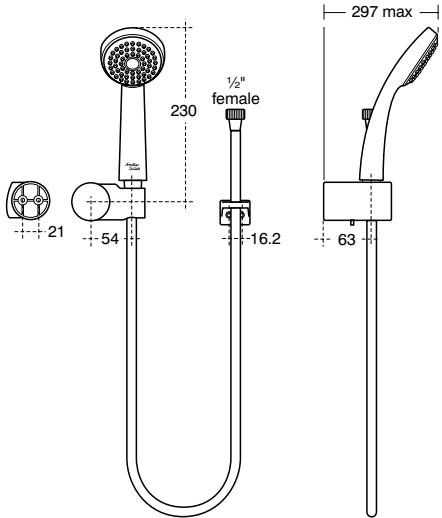
Material
Chrome Plated

Weight
1.0kg

Colours
Chromium plated (AA)

Options
B9309 Armaglide 2 shower set with 3 function handspray, 1750mm spiral hose and wall mounted holder

Special notes
Regulated flow rate 8 litres per minute.
Unregulated flow rate 5.5 litres per minute at 1 bar



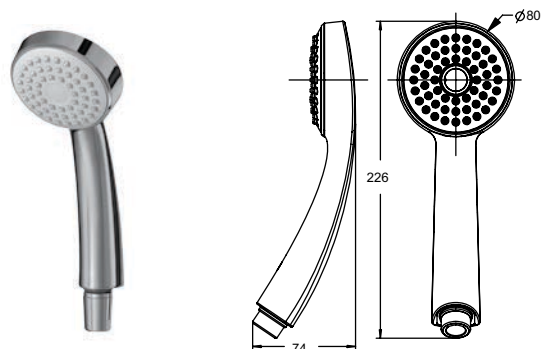
1 : 6 : 1 : 19

Armitage
Shanks

Showers

Armaglide 2 handspray

Armaglide 2 single function handspray with 8l/min flow rate



ARMITAGE SHANKS

Domestic and commercial use
8 litres per minute flow restrictor
Chromium plated

Illustrated

B9304 Armaglide 2 hand spray Ø80mm with single function

Material

Chrome plated plastic

Weight

0.3kg

Colour/Finish

Chromium plated (AA)

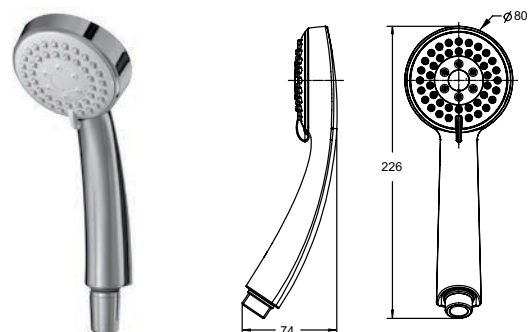
Special notes

Regulated flow rate 8 litres per minute.
Unregulated flow rate 5.5 litres per minute at 1 bar



Armaglide 2 handspray

Armaglide 2 three function handspray with 8l/min flow rate



ARMITAGE SHANKS

Domestic and commercial use
8 litres per minute flow restrictor
Chromium plated

Illustrated

B9305 Armaglide 2 hand spray Ø80mm with 3 functions

Material

Chrome plated plastic

Weight

0.3kg

Colour/Finish

Chromium plated (AA)

Special notes

Regulated flow rate 8 litres per minute.
Unregulated flow rate 5.5 litres per minute at 1 bar




1 : 6 : 1 : 20

Armitage
Shanks

Showers

Anti Vandal fixed shower heads

Fixed shower heads for use where anti vandal is an essential requirement. Solid wall demountable for concealed or exposed inlet and panel mounted backnut versions available.



ARMITAGE SHANKS

Commercial use
8 litres per minute Eco flow
regulator fitted and 6 litres per
minute supplied
Bottom or back inlet alternatives
Solid wall demountable
Panel back nut back inlet version
Suitable for 15mm pipe

Illustrated

A5452 Anti vandal fixed shower head, panel mounted back inlet

Material

Chrome Plated Metal

Weight

1.1kg

Colours

Chromium plated (AA)

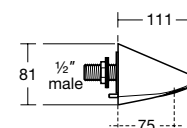
Options

A4672 Anti vandal shower head, back inlet, solid wall fixing, demountable for easy cleaning

A5451 Anti vandal shower head, bottom inlet, solid wall fixing, demountable for easy cleaning.

Special notes

Regulated flow rate either 6 or 8 litres per minute.
Unregulated flow rate 5 litres per minute at 1 bar.



1 : 6 : 1 : 21

Armitage
Shanks

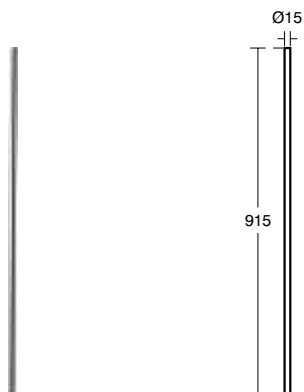
Showers

Valves and fittings
Ancillary

Showers

Shower riser pipe

For use with thermostatic and manual valves and shower trays



ARMITAGE SHANKS

Domestic and commercial use

Easy to install and maintain

Illustrated

S9375 Riser Pipe 915mm, ½"

Material

Chrome Plated Metal

Weight

0.2kg

Colour/Finish

Chromium plated (AA)



ARMITAGE SHANKS

Water Saving

Simply screw on, to existing or new systems

Illustrated

L6959 Flow regulator, shower valve, 6 litres per minute

Material

Chrome Plated Metal

Weight

0.1kg

Colour/Finish

Chromium plated (AA)

Options

L6938 Flow regulator 5 litres per minute

E6960 Flow regulator 7 litres per minute

E6961 Flow regulator 8 litres per minute

E6749 Flow regulator 9 litres per minute



Showers

Idealrain wall elbow

For connecting the shower hose to a built-in mixer.



ARMITAGE SHANKS

Brass body

Illustrated

B9448 wall elbow

Material

Brass body

Colour/Finish

Chromium plated (AA)

Conversion wall elbow

To convert exposed shower to fixed head



ARMITAGE SHANKS

Water Saving

Simply screw on, to existing or new systems

Illustrated

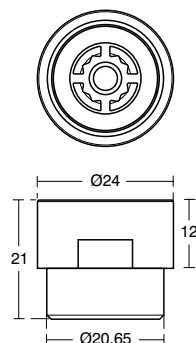
L6732 wall elbow

Colour/Finish

Chromium plated (AA)

Shower outlet flow regulators

Water saving device for shower mixers and kits



Armitage
Shanks

1 : 6 : 1 : 24

1 : 6 : 1 : 25

Armitage
Shanks

Ancillary

Showers

Showers

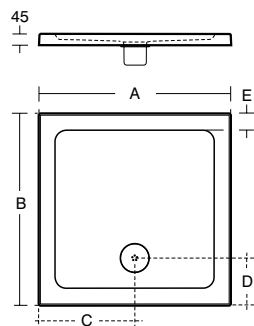
Shower trays

Showers

Idealite

low profile square flat top

Acrylic capped ABS Idealite shower trays, minimal and stylish low profile design. Flat top or upstand version available, sizes as listed on pages.



	A	B	C	D	E
L6313 760 x 760	770	770	385	190	67
L6314 800 x 800	810	810	405	190	67
L6315 900 x 900	910	910	455	190	67
L6316 1000 x 1000	1010	1010	505	190	67

- Lightweight
- Low profile 45mm height
- Available in 760, 800, 900 and 1000mm
- With chrome plated 90mm waste and trap
- Suitable for floor standing installation
- 10 year guarantee

Illustrated

L6313 Idealite flat top low profile shower tray 760 x 760mm with waste

Material

Acrylic Capped ABS and Polymer Resin

Weight

See shower tray matrix

Colours

Available in White (01)

Standards

EN14527:2006 + A1:2010

Options

L6314 Idealite flat top low profile shower tray 800 x 800mm with waste

L6315 Idealite flat top low profile shower tray 900 x 900mm with waste

L6316 Idealite flat top low profile shower tray 1000 x 1000mm with waste

LV69967 Adhesive upstand

Special notes

Also available as upstand trays.
Not recommended for riser installation



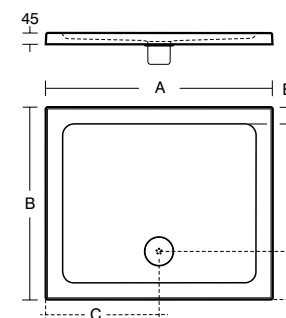
1 : 6 : 2 : 2

Showers

Idealite

low profile rectangular flat top

Acrylic capped ABS Idealite shower trays, minimal and stylish design. Flat top or upstand versions, sizes as listed on pages



	A	B	C	D	E
L6317 900 x 760	910	770	455	190	67
L6318 900 x 800	910	810	455	190	67
L6319 1000 x 800	1010	810	505	190	67
L6320 1200 x 760	1210	770	605	190	67
L6321 1200 x 800	1210	810	605	190	67
L6322 1200 x 900	1210	910	605	190	67
L6323 1400 x 900	1410	910	705	190	67
L6324 1600 x 800	1610	810	805	190	67
L6325 1700 x 750	1700	750	850	190	67

- Lightweight
- Low profile 45mm height
- Available in 900x760mm, 900x800mm & 1000x800mm
- 1200x760mm, 1200x800mm, 1200x900mm
- 1400x900mm, 1600x900mm & 1700x750mm
- Flexible upstand
- With chrome plated 90mm waste and trap

Illustrated

L6317 Idealite flat top low profile shower tray 900 x 760mm with waste

Material

Acrylic Capped ABS and Polymer Resin

Weight

See shower tray matrix

Colours

Available in White (01)

Standards

EN14527:2006 + A1:2010

Options

L6318 Idealite flat top low profile shower tray 900 x 800mm with waste

L6319 Idealite flat top low profile shower tray 1000 x 800mm with waste

L6320 Idealite flat top low profile shower tray 1200 x 760mm with waste

L6321 Idealite flat top low profile shower tray 1200 x 800mm with waste

L6322 Idealite flat top low profile shower tray 1200 x 900mm with chrome waste

L6323 Idealite flat top low profile shower tray 1400 x 900mm with waste

L6324 Idealite flat top low profile shower tray 1600 x 800mm with waste

L6325 Idealite flat top low profile shower tray 1700 x 750mm with waste
LV69967 adhesive upstand

Special notes

Upstand variants also available.
Not recommended for riser installation



1 : 6 : 2 : 3

Idealite

low profile quadrant flat top

Acrylic capped ABS Idealite shower trays, minimal and stylish design.
Flat top or upstand versions, sizes as listed on pages



- Lightweight
- Low profile 45mm height
- Available in 800, 900 and 1000mm
- With chrome plated 90mm waste and trap
- Suitable for floor standing installation
- Flexible upstand available
- 10 year guarantee

Illustrated
L6326 Idealite quadrant flat top low profile shower tray 800 x 800mm with waste

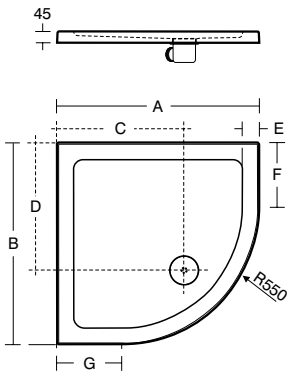
Material
Acrylic Capped ABS and Polymer Resin

Weight
See shower tray matrix

Colours
Available in White (01)

- Options**
L6327 Idealite quadrant flat top low profile shower tray 900 x 900mm with waste
L6328 Idealite quadrant flat top low profile shower tray 1000 x 1000mm with waste
LV69967 Adhesive upstand

Special notes
Upstand variants also available.
Not recommended for riser installation



	A	B	C	D	E	F	G
L6326 800 x 800	810	810	510	510	67	260	260
L6327 900 x 900	910	910	610	610	67	360	360
L6328 1000 x 1000	1010	1010	710	710	67	460	460



Idealite

low profile offset quadrant flat top

Acrylic capped ABS Idealite shower trays, minimal and stylish design.



- Lightweight
- Low profile 45mm height
- Available in 900x800mm, 1000x800mm, 1200x800mm and 1200x900mm
- With chrome plated 90mm waste and trap
- Suitable for floor standing installation
- Flexible upstand available
- Handed
- 10 year guarantee

Illustrated
L6330 Idealite offset quadrant left hand low profile shower tray 900 x 800mm with waste

Material
Acrylic Capped ABS and Polymer Resin

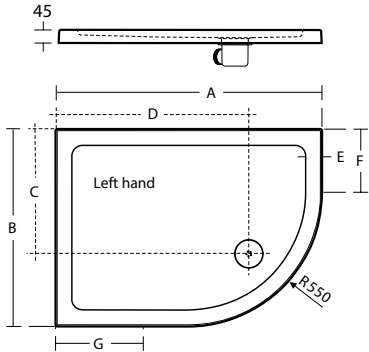
Weight
See shower tray matrix

Colours
Available in White (01)

Standards
EN14527:2006 + A1:2010

- Options**
L6329 Idealite offset quadrant right hand low profile shower tray 900 x 800mm with waste
L6331 Idealite offset quadrant right hand low profile shower tray 1200 x 900mm with waste
L6332 Idealite offset quadrant left hand low profile shower tray 1200 x 900mm with waste
L6630 Idealite shower tray 1000 x 800mm right hand offset quadrant low profile flat top
L6631 Idealite shower tray 1000 x 800mm left hand offset quadrant low profile flat top
L6632 Idealite shower tray 1200 x 800mm right hand offset quadrant low profile flat top
L6633 Idealite shower tray 1200 x 800mm left hand offset quadrant low profile flat top
LV69967 adhesive upstand

Special notes
Ensure correct hand chosen.
Not recommended for riser installations



	A	B	C	D	E	F	G
L6329 900 x 800 RH	810	910	510	610	67	260	360
L6330 900 x 800 LH	910	810	610	510	67	360	260
L6331 1200 x 900 RH	910	1210	610	910	67	360	660
L6332 1200 x 900 LH	1210	910	910	610	67	660	360
L6630 1000 x 800 RH	810	1010	510	710	67	260	460
L6631 1000 x 800 LH	1010	810	710	510	67	460	260
L6632 1200 x 800 RH	810	1210	510	910	67	260	660
L6633 1200 x 800 LH	1210	810	910	510	67	660	260



Showers

Idealite

pentagon flat top

Acrylic capped ABS Idealite shower trays, minimal and stylish design.



- Lightweight
- Low profile 45mm height
- With chrome plated 90mm waste and trap
- Suitable for floor standing installation
- Flexible upstand available
- 10 year guarantee

Illustrated
L6343 Idealite Pentagon flat top low profile shower tray 900 x 900mm with waste

Material
Acrylic Capped ABS and Polymer Resin

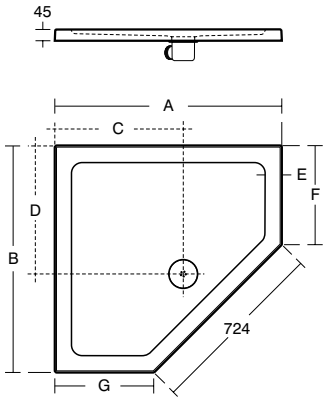
Weight
See shower tray matrix

Colours
Available in White (01)

Standards
EN14527:2006 + A1:2010

Options
LV69967 Adhesive upstand

Special notes
Upstand variants also available.
Not recommended for riser installation



	A	B	C	D	E	F	G
L6343 900	910	910	515	515	67	398	398



1 : 6 : 2 : 6

Armitage
Shanks

Showers

Idealite

low profile square upstand

Acrylic capped ABS Idealite shower trays, minimal and stylish design.
Flat top or upstand versions, sizes as listed on pages.



- Lightweight
- Low profile 45mm height (excluding upstand)
- Available in 760, 800 and 900mm
- With chrome plated 90mm waste and trap
- Suitable for floor standing installation
- 10 year guarantee

Illustrated
L6333 Idealite upstand shower tray 760 x 760mm with waste

Material
Acrylic Capped ABS and Polymer Resin

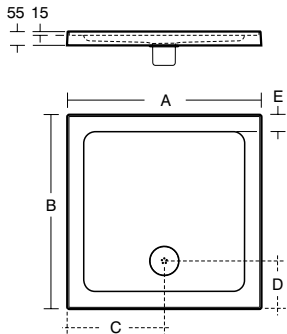
Weight
See shower tray matrix

Colours
Available in White (01)

Standards
EN14527:2006 + A1:2010

Options
L6334 Idealite upstand shower tray 800 x 800mm with waste
L6335 Idealite upstand shower tray 900 x 900mm with waste

Special notes
Also available as flat top trays.
Not recommended for riser installation



	A	B	C	D	E
L6333 760 x 760	770	770	385	190	67
L6334 800 x 800	810	810	405	190	67
L6335 900 x 900	910	910	455	190	67



1 : 6 : 2 : 7

Armitage
Shanks

Idealite

low profile rectangular upstand

Acrylic capped ABS Idealite shower trays, minimal and stylish design. Flat top or upstand versions, sizes as listed on pages.



- Lightweight
- Low profile 45mm height (excluding upstand)
- Available in 900x760mm, 1000x800mm, 1200x760mm, 1200x800mm and 1400x900mm
- With chrome plated 90mm waste and trap
- Suitable for floor standing installation
- 10 year guarantee

Illustrated
L6336 Idealite upstand low profile shower tray 900 x 760mm with waste

Material
Acrylic Capped ABS and Polymer Resin

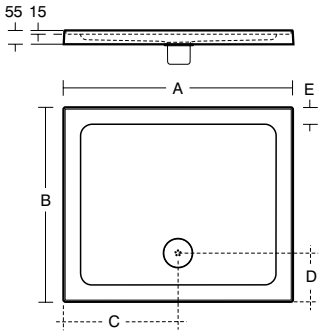
Weight
See shower tray matrix

Colours
Available in White (01)

Standards
EN14527:2006 + A1:2010

- Options**
- L6337 Idealite upstand low profile shower tray 1000 x 800mm with waste
 - L6338 Idealite upstand low profile shower tray 1200 x 760mm with waste
 - L6339 Idealite upstand low profile shower tray 1200 x 800mm with waste
 - L6340 Idealite upstand low profile shower tray 1400 x 900mm with waste

Special notes
Also available as flat top trays.
Not recommended for riser installation



	A	B	C	D	E
L6336 900 x 760	910	770	455	190	67
L6337 1000 x 800	1010	810	505	190	67
L6338 1200 x 760	1210	770	605	190	67
L6339 1200 x 800	1210	810	605	190	67
L6340 1400 x 900	1410	910	705	190	67



Idealite

low profile quadrant upstand

Acrylic capped ABS Idealite shower trays, minimal and stylish design. Flat top or upstand versions, sizes as listed on pages.



- Lightweight
- Low profile 45mm height (excluding upstands)
- Available in 800 and 900mm
- With chrome plated 90mm waste and trap
- Suitable for floor standing installation
- 10 year guarantee

Illustrated
L6341 Idealite quadrant upstand low profile shower tray 800 x 800mm with waste

Material
Acrylic Capped ABS and Polymer Resin

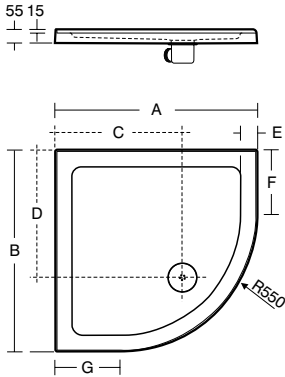
Weight
See shower tray matrix

Colours
Available in White (01)

Standards
EN14527:2006 + A1:2010

- Options**
- L6342 Idealite quadrant upstand low profile shower tray 900 x 900mm with waste

Special notes
Flat top variants also available.
Not recommended for riser installations



	A	B	C	D	E	F	G
L6341 800 x 800	810	810	512	512	67	260	260
L6342 900 x 900	910	910	612	612	67	360	360



