


# Lifestyle Surface

2025



RAK  
CERAMICS

# Index

## Alphabetical

<b>A</b>			<b>F</b>		
Amani Marble	52		Fashion Stone Outdoor	226	
<b>B</b>			<b>L</b>		
Bahia Wave	56		Lapideus	142	
Baltico	172		Line Wood	166	
Basic Concrete	14		Loft Concrete	18	
Black Beauty	60/242		Lounge	22	
Blu Del Belgio	64/242		Luce	80	
Breccia	68/242		<b>M</b>		
<b>C</b>			Marakkesh	198	
Calacatta	72		Maremma	230	
Calacatta Africa	242		Medicea Marble	86/242	
Calacatta Gold	176/214/242		Moonstone	146	
Calacatta Grey	216		<b>O</b>		
Canvas	218		Opificio	28/182	
Carmo Stone	222		<b>P</b>		
Carrara	180		Paleo	150/186	
Circle Wood	164		Panda Marble	90	
City Stone	122		Pontino	190	
Classic Carrara	76/242		Portofino	202	
Clay Stone	126		Preziosi	94	
Creative Concrete P	130				
Curton	138				

# Index Ceramic

## Surface

<b>30x60 cm</b>		<b>10x30 cm</b>		<b>6.5x26 cm</b>	
Baltico	172	Subway	206	Marakkesh	198
Calacatta Gold	176			Portofino	202
Carrara	180				
Opificio	182				
Paleo	186				
Pontino	190				
Sensation White	194				

# Index Porcelain

## Surface

<b>Concrete</b>		Rapolano	100	<b>Outdoor (20mm Thickness)</b>	
Basic Concrete	14	Urban Marble	104	Calacatta Gold	214
Loft Concrete	18	Venato Marble	106	Calacatta Grey	216
Lounge	22	Versilia Marble	110	Canvas	218
Opificio	28	<b>Stone</b>		Carmo Stone	222
Surface 2.0	34	City Stone	122	Fashion Stone Outdoor	226
Symphony	40	Clay Stone	126	Maremma	230
<b>Marble</b>		Creative Concrete P	130	RAK Stone 2.0	232
Amani Marble	52	Curton	138	Rapolano	234
Bahia Wave	56	Lapideus	142	Stone Lagoon	238
Black Beauty	60	Moonstone	146	Surface 2.0 Outdoor	240
Blu Del Belgio	64	Paleo	150	<b>Countertop Collection</b>	
Breccia	68	Shine Stone	154		242
Calacatta	72	<b>Wood</b>			
Classic Carrara	76	Circle Wood	164		
Luce	80	Line Wood	166		
Medicea Marble	86				
Panda Marble	90				
Preziosi	94				
Rain Marble	98				



Index by Size

135X305 cm  
14.5 mm

Surface 2.0	34
Blu Del Belgio	64
Calacatta	72
Classic Carrara	76
Medicea Marble	86
Rain Marble	98
Versilia Marble	110
Uni Dark Black	242
Black Beauty	242
Surface XL	242
Breccia	242
Taj Mahal	242

120X280 cm  
9 mm

Black Beauty	60
--------------	----

120X260 cm  
6 mm

Surface 2.0	34
Blu Del Belgio	64
Breccia	68
Calacatta	72
Classic Carrara	76
Luce	80
Medicea Marble	86
Panda Marble	90
Preziosi	94
Rain Marble	98
Versilia Marble	110

120X240 cm  
9 mm

Amani Marble	52
Bahia Wave	56
Blu Del Belgio	64
Calacatta	72
Classic Carrara	76
Medicea Marble	86
Panda Marble	90
Venato Marble	106
Versilia Marble	110

120X120 cm  
9 mm

Opificio	28
Surface 2.0	34
Amani Marble	52
Blu Del Belgio	64
Breccia	68
Calacatta	72
Classic Carrara	76
Medicea Marble	86
Panda Marble	90
Venato Marble	106
Versilia Marble	110
Creative Concrete P	130

19.5X120 cm  
9 mm

Circle Wood	164
Line Wood	166

100X100 cm  
9 mm

Moonstone	146
-----------	-----

80X80 cm  
9 mm

Surface 2.0	34
Amani Marble	52
Calacatta	72
Classic Carrara	76
Rapolano	100
Creative Concrete P	130
Paleo	150

60X120 cm  
20 mm

Calacatta Gold	214
Calacatta Grey	216
Carmo Stone	222
Maremma	230
RAK Stone 2.0	232
Stone Lagoon	238

60X120 cm  
9 mm

Surface 2.0	34
Amani Marble	52
Blu Del Belgio	64
Breccia	68
Calacatta	72
Classic Carrara	76
Medicea Marble	86
Panda Marble	90
Rain Marble	98
Urban Marble	104
Venato Marble	106
Versilia Marble	110
City Stone	122
Curton	138
Lapideus	142
Moonstone	146

60X90 cm  
20 mm

Canvas	218
Rapolano	234

60X60 cm  
20 mm

Fashion Stone Outdoor	226
Surface 2.0 Outdoor	240

60X60 cm  
9 mm

Basic Concrete	14
Loft Concrete	18
Lounge	22
Surface 2.0	34
City Stone	122
Clay Stone	126
Curton	138
Lapideus	142
Moonstone	146
Shine Stone	154

30X60 cm  
9 mm

Basic Concrete	14
Loft Concrete	18
Lounge	22
Surface 2.0	34
City Stone	122
Clay Stone	126
Moonstone	146
Shine Stone	154

30X60 cm  
8.5 mm

Baltico	172
Calacatta Gold	176
Carrara	180
Opificio	182
Paleo	186
Pontino	190
Sensation White	194

29.8X60 cm  
9 mm

Curton	138
--------	-----

15X60 cm  
9 mm

Basic Concrete	14
Shine Stone	154

10X60 cm  
9 mm

Shine Stone	154
-------------	-----

5X60 cm  
9 mm

Shine Stone	154
-------------	-----

30X45 cm  
9 mm

City Stone	122
Curton	138

30X30 cm  
9 mm

Lounge	22
Surface 2.0	34
City Stone	122

20X20 cm

Symphony	40
----------	----

10X30 cm  
8.5 mm

Subway	206
--------	-----

6.5X26 cm  
8.5 mm

Marakkesh	198
Portofino	202





## Focused on ceramics expertise

RAK Ceramics is one of the largest ceramic brands in the world, specialising in ceramic and gres porcelain wall and floor tiles, tableware, sanitaryware and faucets. With the capacity to produce 118 million square metres of tiles, 5.7 million pieces of sanitaryware, 36 million pieces of porcelain tableware and 2.6 million pieces of faucets per year, RAK Ceramics operates 23 state-of-the-art plants across the UAE, India, Bangladesh and Europe.

Founded in 1989 and headquartered in the UAE, RAK Ceramics serves clients in more than 150 countries through its network of operational hubs. The company is publicly listed on the Abu Dhabi Securities Exchange and has an annual turnover of approximately USD 1 billion.



## From the world's leading ceramics lifestyle solution provider

RAK Ceramics helps architects and interior designers create icons and build marvels. It provides sustainable materials that inspire ideas, shapes and hues designed to freely express any style. Unique and inspiring products that realistically resemble natural materials, with unlimited choice.

RAK Ceramics gives porcelain perfection and limitless imagination. Its passion and expertise combined with a careful attention to details enables it to provide designers and end users with a wide range of integrated ceramics solutions, allowing their freedom to be creative and plenty of room for imagination.



**RAK**  
CERAMICS

**SURFACES**




## Concrete

The ultimate expression of minimalism

RAK Ceramics' concrete collection makes a powerful statement with its sheer simplicity. No fuss, no frills, just pure perfection. With its neutral colour and natural texture, the concrete-look tiles are the ideal choice in creating a minimalist look and feel. It is a versatile collection that is well suited in any setting, either with a contemporary or minimalist mood, and is ideal for both residential or industrial ambiances.







Concrete  
**BASIC CONCRETE**




CONCRETE

Concrete

# BASIC CONCRETE

BASIC CONCRETE GREY



BASIC CONCRETE BEIGE





BASIC CONCRETE DARK GREY





BASIC CONCRETE DARK BEIGE




**V2**

Wall

Floor

Domestic





Light Commercial



BASIC CONCRETE GREY MULTI STRIP MOSAIC 15X60CM









**PORCELAIN TILES |** Matt • Rectified • Light Structure

NAME		COLOUR	SURFACE	30x60 cm	60x60 cm
BASIC CONCRETE		GREY	MATT	A09GZBSC-GY0.M2R	A06GZBSC-GY0.M2R
		DARK GREY	MATT	A09GZBSC#DGY.M2R	A06GZBSC-DGY.M2R
		BEIGE	MATT	A09GZBSC#BE0.M2R	A06GZBSC-BE0.M2R
		DARK BEIGE	MATT	A09GZBSC#DBE.M2R	A06GZBSC-DBE.M2R



**PORCELAIN TILES |** Matt • Rectified • Light Structure

NAME		COLOUR	SURFACE	15x60 cm
BASIC CONCRETE		GREY MULTI STRIP MOSAIC	MATT	AMBGZBSC-GY2R/BRK
		DARK GREY MULTI STRIP MOSAIC	MATT	AMBGZBSC-DG2R/BRK
		BEIGE MULTI STRIP MOSAIC	MATT	AMBGZBSC-BE2R/BRK
		DARK BEIGE MULTI STRIP MOSAIC	MATT	AMBGZBSC-DB2R/BRK

Sizes (cm)	Thickness (mm)	Pieces X 	M² X 	Kg X 	 X  Eu. Pallet	M² X  Eu. Pallet	kg X  Eu. Pallet
60x60	9	4	1.44	28	30	43.20	861
30x60	9	6	1.08	23	40	43.20	941
15x60	9	12	1.08	24	40	43.20	981





Concrete

LOFT CONCRETE

LOFT CONCRETE IVORY



LOFT CONCRETE WARM GREY



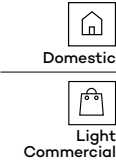
LOFT CONCRETE SILVER GREY



LOFT CONCRETE DARK GREY









LOFT CONCRETE LIGHT BEIGE



CONCRETE

PORCELAIN TILES | Matt • Rectified • Smooth/Light Structure

NAME		COLOUR	SURFACE	30x60 cm	60x60 cm
LOFT CONCRETE		IVORY	MATT	A09GLFTC#IVO.M6X0R	A06GLFTC-IVO.M6X0R
		WARM GREY	MATT	A09GLFTC#WGY.M6X0R	A06GLFTC-WGY.M6X0R
		SILVER GREY	MATT	A09GLFTC#SIR.M6X0R	A06GLFTC-SIR.M6X0R
		DARK GREY	MATT	A09GLFTC#DKG.M6X0R	A06GLFTC-DKG.M6X0R
		LIGHT BEIGE	MATT	A09GLFTC#LBE.M6X0R	A06GLFTC-LBE.M6X0R

Sizes (cm)	Thickness (mm)	Pieces X 	M² X 	Kg X 	 X Eu. Pallet	M² X  Eu. Pallet	kg X  Eu. Pallet
60x60	9	4	1.44	33	30	43.20	990
30x60	9	6	1.08	23	40	43.20	920



Concrete  
**LOUNGE**



CONCRETE



Concrete

LOUNGE

LOUNGE IVORY



LOUNGE LIGHT GREY




LOUNGE GREY



LOUNGE ANTHRACITE



LOUNGE DARK ANTHRACITE



LOUNGE BLACK




LOUNGE BEIGE



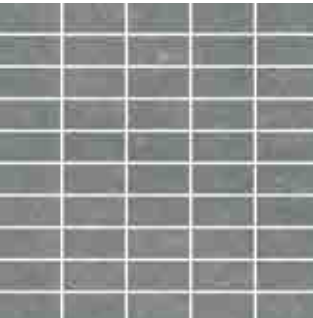
LOUNGE MOCCA




LOUNGE ANTHRACITE  
MOSAIC 2.5X2.5, 30X30CM



LOUNGE ANTHRACITE  
MOSAIC 3X6, 30X30CM



LOUNGE ANTHRACITE  
MOSAIC 10X10, 30X30CM



























CONCRETE

Concrete

















# LOUNGE








PORCELAIN TILES | Matt/Polished/Rustic • Rectified • Smooth/Heavy Structure

NAME		COLOUR	SURFACE	30x60 cm	60x60 cm
LOUNGE		IVORY	MATT	A09GLOUN-085.U0R	A06GLOUN-085.U0R
		LIGHT GREY	MATT	A09GLOUN-052.U0R	A06GLOUN-052.U0R
		GREY	MATT	A09GLOUN-059.U0R	A06GLOUN-059.U0R
		ANTHRACITE	MATT	A09GLOUN-056.U0R	A06GLOUN-056.U0R
		DARK ANTHRACITE	MATT	A09GLOUN-055.U0R	A06GLOUN-055.U0R
		BLACK	MATT	A09GLOUN-057.U0R	A06GLOUN-057.U0R
		BEIGE	MATT	A09GLOUN-053.U0R	A06GLOUN-053.U0R
		MOCCA	MATT	A09GLOUN-662.U0R	A06GLOUN-662.U0R
		IVORY	POLISHED	A09GLOUN-085.X0P	A06GLOUN-085.X0P
		LIGHT GREY	POLISHED	A09GLOUN-052.X0P	A06GLOUN-052.X0P
		GREY	POLISHED	A09GLOUN-059.X0P	A06GLOUN-059.X0P
		ANTHRACITE	POLISHED	A09GLOUN-054.X0P	A06GLOUN-054.X0P
		DARK ANTHRACITE	POLISHED	A09GLOUN-055.X0P	A06GLOUN-055.X0P
		BLACK	POLISHED	A09GLOUN-057.X0P	A06GLOUN-057.X0P
		BEIGE	POLISHED	A09GLOUN-053.X0P	A06GLOUN-053.X0P
		MOCCA	POLISHED	A09GLOUN-662.X0P	A06GLOUN-662.X0P
		IVORY	RUSTIC	A09GLOUN-085.U2R	-
		LIGHT GREY	RUSTIC	A09GLOUN-052.U2R	-
		GREY	RUSTIC	A09GLOUN-059.U2R	-
		ANTHRACITE	RUSTIC	A09GLOUN-056.U2R	-
		DARK ANTHRACITE	RUSTIC	A09GLOUN-055.U2R	-
		BLACK	RUSTIC	A09GLOUN-057.U2R	-
		BEIGE	RUSTIC	A09GLOUN-053.U2R	-
		MOCCA	RUSTIC	A09GLOUN-662.U2R	-

# LOUNGE

PORCELAIN TILES | Matt/Polished/Rustic • Rectified • Smooth/Heavy Structure

NAME		COLOUR	SURFACE	30x30cm 2.5x2.5	30x30cm 3x6	30x30cm 10x10
LOUNGE		IVORY	MATT	AM-GPD-85UPM/2H	AM-GPD-85UPM3/6	AM-GPD-85UP10/10
		LIGHT GREY	MATT	AM-GPD-52UP	AM-GPD-52UP/A	AM-GPD-52UP10/10
		GREY	MATT	AM-9GPD-59UP	AM-GPD-59UP3/6	AM-GPD-59UP10/10
		ANTHRACITE	MATT	AM-GPD-56UP/A	AM-GPD-56UPA	AM-GPD-56UP10/10
		DARK ANTHRACITE	MATT	AM-GPD-55UP	AM-GPD-55.RT	AM-GPD-55UP10/10
		BLACK	MATT	AM-7GPD-57UP	AM-GPD-57UP	AM-GPD-57UP10/10
		BEIGE	MATT	AM-7GPD-53UP	AM-GPD-53UP	AM-GPD-53UP10/10
		MOCCA	MATT	AM-GPD-662UPM/2H	AM-GPD-662UP	AM-GPD-662UP10/10
		MIXED	MATT	AM-GPD-56/57/59UP	-	-
		LIGHT GREY	POLISHED	AM-9GPD-52P	-	-
		GREY	POLISHED	AM-GPD-59/2H	-	-
		ANTHRACITE	POLISHED	AM-GPD-54/A	-	-
		BLACK	POLISHED	AM-GPD-57P	-	-
		BEIGE	POLISHED	AM-30GLOUN-053/A	-	-
		MOCCA	POLISHED	AM-30GPD-662P/2H	-	-
		MIXED	POLISHED	AM-GPD-56/57/59P	-	-

Sizes (cm)	Thickness (mm)	Pieces X 	M² X 	Kg X 	 X  Eu. Pallet	M² X  Eu. Pallet	kg X  Eu. Pallet
60x60	9	4	1.44	33	30	43.20	990
30x60	9	6	1.08	24.5	40	43.20	980
Mosaic 30x30	9	6	-	9	48	-	432

Concrete  
**OPIFICIO**

**NEW**



CONCRETE



Concrete


OPIFICIO


OPIFICIO WHITE





OPIFICIO LIGHT GREY




**V2**

  
Wall

  
Floor

  
Domestic

  
Light Commercial

**R10**  
A

PORCELAIN TILES | Matt • Rectified • Light Structure

NAME	COLOUR	SURFACE	120x120 cm
OPIFICIO		WHITE	MATT A22GOPFC-WHE.A0X5R
		LIGHT GREY	MATT A22GOPFC-LIG.A0X5R


\*30x60, 60x60, 60x120 and 80x80(outdoor) tiles coming soon.


Concrete


OPIFICIO


OPIFICIO GREY




**V2**

  
Wall

  
Floor

  
Domestic

  
Light Commercial

**R10**  
A

PORCELAIN TILES | Matt • Rectified • Light Structure

NAME	COLOUR	SURFACE	120x120 cm
OPIFICIO		GREY	MATT A22GOPFC-GRY.A0X5R


\*30x60, 60x60, 60x120 and 80x80(outdoor) tiles coming soon.


Concrete


# OPIFICIO


OPIFICIO BEIGE




**V2**

  
Wall

  
Floor

  
Domestic

  
Light Commercial

**R10**  
A

**PORCELAIN TILES |** Matt • Rectified • Light Structure

NAME	COLOUR	SURFACE	120x120 cm
OPIFICIO		BEIGE MATT	A22GOPFC-BEE.AOX5R

\*30x60, 60x60, 60x120 and 80x80(outdoor) tiles coming soon.



Sizes (cm)	Thickness (mm)	Pieces X 	M² X 	Kg X 	 X  Eu. Pallet	M² X  Eu. Pallet	kg X  Eu. Pallet
120x120	9	2	2.88	60	22	63.36	1341

CONCRETE

Concrete  
**SURFACE 2.0**



CONCRETE



Concrete

**SURFACE 2.0**

SURFACE 2.0 COOL GREY



SURFACE 2.0 MID GREY



SURFACE 2.0 OFF WHITE



SURFACE 2.0 ASH



SURFACE 2.0 SAND




SURFACE 2.0 NIGHT



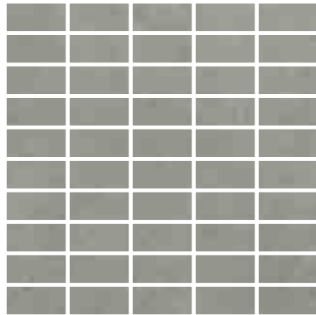
SURFACE 2.0 MIX DECOR  
30X30 CM




SURFACE 2.0 COOL GREY  
MOSAIC 2.5X2.5





SURFACE 2.0 COOL GREY  
MOSAIC 3X6





SURFACE 2.0 COOL GREY  
BRICK MOSAIC 30X30CM




**V2**

  
Wall

  
Floor

  
Domestic

  
Light Commercial



Concrete

# SURFACE 2.0



PORCELAIN TILES | Matt • Rectified • Smooth/Heavy Structure

NAME	COLOUR	SURFACE	30x60 CM	60x60 cm	80x80 cm	60x120 cm	120x120 cm	120x260 cm	135x305 cm
SURFACE 2.0	COOL GREY	MATT	A09GZSUR-CGYM0R	A06GZSUR-CGYM0R	A05GZSUR-CGYM0X0R	A12GZSUR-CGYM0SSR	A1Z2GSFX-CGYMOC3R	AGB6Z2SFXGRYZMSNLR	AGB83ZSFXCGYZMSNLR
	MID GREY	MATT	A09GZSUR-MGYM0R	A06GZSUR-MGYM0R	A05GZSUR-MGYM0X0R	A12GZSUR-MGYM0SSR	-	-	-
	OFF WHITE	MATT	A09GZSUR-OWHM0R	A06GZSUR-OWHM0R	A05GZSUR-OWHM0X0R	A12GZSUR-OWHM0SSR	A1Z2GSFX-OWHMOC3R	AGB6Z2SFXHOWZMSNLR	AGB83ZSFXOWHZMSNLR
	ASH	MATT	A09GZSUR-ASOM0R	A06GZSUR-ASOM0R	A05GZSUR-ASHM0X0R	A12GZSUR-ASOM0SSR	-	-	-
	SAND	MATT	A09GZSUR-SNOM0R	A06GZSUR-SNOM0R	A05GZSUR-SNDM0X0R	A12GZSUR-SNOM0SSR	A1Z2GSFX-SNMOC3R	AGB6Z2SFXWHITZMSNLR	AGB83ZSFXSANZMSNLR
	NIGHT	MATT	A09GZSUR-NTOM0R	A06GZSUR-NTOM0R	-	A12GZSUR-NTOM0SSR	-	-	-

NAME	COLOUR	30x30cm	30x30cm 2.5x2.5	30x30cm 3x6
SURFACE 2.0	MOSAIC MIX DECOR	AOOGZSUR-MIX.MDR	-	-
	COOL GREY MOSAIC	-	AM-GZSUR-CG.RT/2H	AM-GZSUR-CG.RT3/6
	MID GREY MOSAIC	-	AM-GZSUR-MG.RT/2H	AM-GZSUR-MG.RT3/6
	OFF WHITE MOSAIC	-	AM-GZSUR-OW.RT/2H	AM-GZSUR-OW.RT3/6
	ASH MOSAIC	-	AM-GZSUR-AS.RT/2H	AM-GZSUR-AS.RT3/6
	SAND MOSAIC	-	AM-GZSUR-SN.RT/2H	AM-GZSUR-SN.RT3/6
	NIGHT MOSAIC	-	AM-GZSUR-NT.RT/2H	AM-GZSUR-NT.RT3/6

NAME	COLOUR	SURFACE	30x30cm
SURFACE 2.0	COOL GREY BRICK MOSAIC	MATT	AM-GZSUR-CG.RT/BRK
	MID GREY BRICK MOSAIC	MATT	AM-GZSUR-MG.RT/BRK
	OFF WHITE BRICK MOSAIC	MATT	AM-GZSUR-OWRT/BRK
	ASH BRICK MOSAIC	MATT	AM-GZSUR-AS.RT/BRK
	SAND BRICK MOSAIC	MATT	AM-GZSUR-SN.RT/BRK
	NIGHT BRICK MOSAIC	MATT	AM-GZSUR-NT.RT/BRK



Sizes (cm)	Thickness (mm)	Pieces X 	M² X 	Kg X 	 X  Eu. Pallet	M² X  Eu. Pallet	kg X  Eu. Pallet
135x305	14.5	1	4.12	160	10	41.20	1600
120x260	6	1	3.12	48	20	62.40	960
120x120	9	2	2.88	60	22	63.36	1320
80x80	9	2	1.28	255	40	51.2	1020
60x120	9	2	1.44	29	30	43.20	891
60x60	9	4	1.44	28	30	43.20	861
30x60	9	6	1.08	23	40	43.20	941
Mosaic 30x30	9	10	-	19	48	-	912



Concrete  
**SYMPHONY**



CONCRETE



Concrete

# SYMPHONY

STAR 1



STAR 2



GAUDI A



GAUDI B



ORNAMENTAL 1



ORNAMENTAL 2



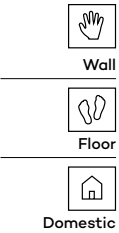

ORNAMENTAL 3












PETALS A







PETALS B



PORCELAIN TILES | Matt • Straight • Smooth

NAME		COLOUR	SURFACE	20x20 cm
SYMPHONY		STAR 1	MATT	EBHY103
		STAR 2	MATT	EBHY203
		GAUDI A	MATT	EBDF103
		GAUDI B	MATT	EBDF302
		ORNAMENTAL 1	MATT	EBDJ102
		ORNAMENTAL 2	MATT	EBDJ302
		ORNAMENTAL 3	MATT	EBDI102
		PETALS A	MATT	EBDH101
		PETALS B	MATT	EBDH202



Sizes (cm)	Thickness (mm)	Pieces X 	M² X 	Kg X 	 X  Eu. Pallet	M² X  Eu. Pallet	kg X  Eu. Pallet
20x20	–	14	0.56	11.55	87	48.72	1004.85




Concrete

# MIX & MATCH

CREATIVE CONCRETE P

Creative concrete p white,  
Creative concrete p grey,  
Creative concrete p beige




OPIFICIO

Opificio white,  
Opificio light grey,  
Line wood ivory



SURFACE 2.0

Surface 2.0 ash,  
Surface 2.0 cool grey,  
Surface 2.0 mid grey





## Marble

Design your luxury interiors with a timeless charm

A wide and varied range of collections inspired by the elegance of marble to offer hundreds of solutions for residential areas, hospitality industry and business places. Revised classy marble and granite patterns displaying elegant veins which remodel your spaces, creating sophisticated ambiances. When you choose a Marble looking tile collection, you choose the timeless beauty of one of the finest materials in nature, combining it with all the advantages of porcelain and ceramic tiles in terms of performance, durability, ease of laying and maintenance.





Versatile and simply beautiful, the Maximus slab revolutionises the design and architecture world by opening up new perspectives in tiles application that were previously unimaginable. All the continuous surfaces are designed for any type of application: floor and walls, cladding, furnishing, countertops and provide x flexibility and high technical and aesthetic performances.

WALLS AND FACADE


COUNTERTOP  
SURFACES

FURNITURE

FLOOR



Marble  
**AMANI MARBLE**



Marble


# AMANI MARBLE


AMANI MARBLE LIGHT GREY





AMANI MARBLE DARK GREY




**V2**

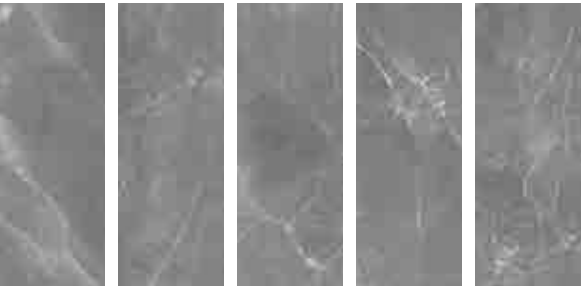
  
Wall

  
Floor

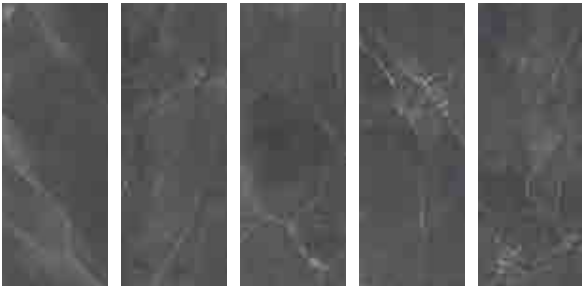
  
Domestic

  
Light Commercial


AMANI MARBLE LIGHT GREY VARIATIONS  
120X240 AND 60X120




AMANI MARBLE DARK GREY VARIATIONS  
120X240 AND 60X120





AMANI MARBLE LIGHT GREY VARIATIONS  
120X120





AMANI MARBLE DARK GREY VARIATIONS  
120X120 AND 80X80



**PORCELAIN TILES** | Polished • Rectified • Smooth

NAME	COLOUR	SURFACE	80x80 cm	60x120 cm	120x120 cm	120x240 cm
AMANI MARBLE	 LIGHT GREY	POLISHED	–	AGB12AMMBLIGZHSS5P	AGB22AMMBLIGZHC3P	AGB46AMMBLIGZHSC3P
	 DARK GREY	POLISHED	A05GAMMB-DKG-H0X0P	AGB12AMMBDKGZHSS5P	AGB22AMMBDKGZHC3P	AGB46AMMBDKGZHSC3P

Sizes (cm)	Thickness (mm)	Pieces X 	M² X 	Kg X 	 X  Eu. Pallet	M² X  Eu. Pallet	kg X  Eu. Pallet
120x240	9	1	2.88	60	15	43.20	995
120x120	9	2	2.88	60	22	63.36	1320
60x120	9	2	1.44	29	30	43.20	891
80x80	9	2	1.28	27	40	51.20	1100



Marble  
**BAHIA WAVE**




MARBLE


Marble


# BAHIA WAVE


BAHIA WAVE BLUE




**V2**

  
Wall








  
Floor

  
Domestic

  
Light Commercial




**PORCELAIN TILES** | Polished • Rectified • Smooth

NAME		COLOUR	SURFACE	120x240 cm			
BAHIA WAVE		 BLUE	POLISHED	AGB46BHWBLEZHSC3P			
Sizes (cm)	Thickness (mm)	Pieces 	M² X 	Kg X 	 X  Eu. Pallet	M² X  Eu. Pallet	kg X  Eu. Pallet
120x240	9	1	2.88	60	15	43.20	995



Marble  
**BLACK BEAUTY**








MARBLE

Marble

# BLACK BEAUTY

BLACK BEAUTY



- **V2**
-   
Wall
-   
Floor
-   
Domestic
-   
Light Commercial



**PORCELAIN TILES** | Polished • Rectified • Smooth


NAME	COLOUR	SURFACE	120x280 cm
BLACK BEAUTY	 BLACK	POLISHED	A82GBBKB-NEODOX6P

Sizes (cm)	Thickness (mm)	Pieces 	M² X 	Kg X 	 X Eu. Pallet	M² X  Eu. Pallet	kg X  Eu. Pallet
120X280	9	1	3,36	71	20	672	1,548

\*Also available as countertops.



Marble  
**BLU DEL BELGIO**



MARBLE



Marble


# BLU DEL BELGIO


BLU DEL BELGIO BLUE





BLU DEL BELGIO CLAY




**V2**

  
Wall

  
Floor


  
Domestic

  
Light Commercial


BLU DEL BELGIO BLUE VARIATIONS  
135X305, 120X260, 120X240 AND 60X120




BLU DEL BELGIO CLAY VARIATIONS  
135X305, 120X260, 120X240 AND 60X120



BLU DEL BELGIO BLUE VARIATIONS  
120X120





BLU DEL BELGIO CLAY VARIATIONS  
120X120




\*Also available as countertops.



## PORCELAIN TILES | Polished • Rectified • Smooth

NAME	COLOUR	SURFACE	60x120 cm	120x120 cm	120x240 cm	120x260 cm	135x305 cm
BLU DEL BELGIO	 BLUE	POLISHED	AGB12ZBLBBLEZGSS5P	AI22GBLB-BLOGOC3P	AI46GBLB-BLOGOC3P	A62GZBLB-BLOGOC6P	A83GZBLB-BLOGOC2P
	 CLAY	POLISHED	AGB12ZBLBCLAZGSS5P	AI22GBLB-CLOGOC3P	AI46ZBLB-CLOGOC3P	A62GZBLB-CLOGOC6P	A83GZBLB-CLOGOC2P

Sizes (cm)	Thickness (mm)	Pieces 	M² X 	Kg X 	 X Eu. Pallet	M² X  Eu. Pallet	kg X  Eu. Pallet
135x305	14.5	1	4.12	160	10	41.20	1600
120x260	6	1	3.12	48	20	62.40	960
120x240	9	1	2.88	60	15	43.20	995
120x120	9	2	2.88	60	22	63.36	1320
60x120	9	2	1.44	29	30	43.20	891



Marble  
**BRECCIA**



MARBLE

Marble


BRECCIA


BRECCIA ADIGE GREY





BRECCIA DAINO BEIGE




**V2**

  
Wall

  
Floor

  
Domestic

  
Light Commercial

BRECCIA ADIGE GREY VARIATIONS  
120X260 AND 60X120



BRECCIA DAINO BEIGE VARIATIONS  
120X260








BRECCIA ADIGE GREY VARIATIONS  
120X120










\*Breccia Adige Grey also available as countertops.




PORCELAIN TILES | Polished/matt/honed • Rectified • Smooth

NAME		COLOUR	SURFACE	60x120 cm	120x120 cm	120x260 cm
BRECCIA		ADIGE GREY	POLISHED	A12GBRAE-GRYNOX5P	A22GBRAE-GRYNOX5P	A62GBRAE-GRYNOX6P
		ADIGE GREY	MATT	A12GBRAE-GRY-MOX5R	A22GBRAE-GRY-MOX5R	–
		ADIGE GREY	HONED	–	–	A62GBRAE-GRYO0X6P
		DAINO BEIGE	POLISHED	–	–	A62GBRDA-BEE.NOX6P
		DAINO BEIGE	HONED	–	–	A62GBRDA-BEE.O0X6P

Sizes (cm)	Thickness (mm)	Pieces X 	M² X 	Kg X 	 X  Eu. Pallet	M² X  Eu. Pallet	kg X  Eu. Pallet
120x260	6	1	3.12	48	20	62.40	960
120x120	9	2	2.88	60	22	63.36	1320
60x120	9	2	1.44	29	30	43.20	891



Marble  
**CALACATTA**



Marble


CALACATTA


CALACATTA AFRICA WHITE





CALACATTA GOLD WHITE




**V2**

  
Wall

  
Floor

  
Domestic

  
Light Commercial


CALACATTA AFRICA WHITE VARIATIONS  
135X305, 120X260, 120X240 AND 60X120



CALACATTA GOLD WHITE VARIATIONS  
135X305, 120X260, 120X240 AND 60X120



CALACATTA AFRICA WHITE VARIATIONS  
120X120



CALACATTA GOLD WHITE VARIATIONS  
120X120 AND 80X80




\*Also available as countertops.




PORCELAIN TILES | Polished/Matt • Rectified • Smooth

NAME	COLOUR	SURFACE	80x80 cm	60x120 cm	120x120 cm	120x240 cm	120x260 cm	135x305 cm
CALACATTA	AFRICA WHITE	POLISHED	–	AGB12CCAFWHEZHSS5P	AGB22CCAFWHEZHSC3P	AGB46CCAFWHEZHSC3P	A62GCCAF-WHENOX6P	A83GCCAF-WHENOX2P
	AFRICA WHITE	MATT	–	A12GCCAF-WHE-MOX5R	A22GCCAF-WHE-MOX5R	–	A62GCCAF-WHEMOX6R	–
	GOLD WHITE	POLISHED	A05GCTAG-WHE-GOX0P	AGB12CTAGWHEZHSS5P	AGB22CTAGWHEZHSC3P	AGB46CTAGWHEZHSC3P	A62GCTAG-WHENOX6P	A83GCTAG-WHENOX2P
	GOLD WHITE	MATT	A05GCTAG-WHE-MOX0R	A12GCTAG-WHE-MOX5R	A22GCTAG-WHEMOX5R	A46GCTAG-WHE-MOX5R	A62GCTAG-WHEMOX6R	–

Sizes (cm)	Thickness (mm)	Pieces X 	M² X 	Kg X 	 X  Eu. Pallet	M² X  Eu. Pallet	kg X  Eu. Pallet
135x305	14.5	1	4.12	160	10	41.20	1600
120x260	6	1	3.12	48	20	62.40	960
120x240	9	1	2.88	60	15	43.20	900
120x120	9	2	2.88	60	22	63.36	1320
60x120	9	2	1.44	29	30	43.20	891
80x80	9	2	1.28	27	40	51.20	1100



Marble  
**CLASSIC CARRARA**





Marble


# CLASSIC CARRARA


CLASSIC CARRARA GREY




**V2**

  
Wall

  
Floor


  
Domestic

  
Light Commercial

CLASSIC CARRARA GREY VARIATIONS  
135X305, 120X260, 120X240 AND 60X120



CLASSIC CARRARA GREY VARIATIONS  
120X120 AND 80X80



\*Also available as countertops.



PORCELAIN TILES | Polished/Matt • Rectified • Smooth

NAME	COLOUR	SURFACE	80x80 cm	60x120 cm	120x120 cm	120x240 cm	120x260 cm	135x305 cm
CLASSIC CARRARA	GREY	POLISHED	A05GZCRR-GRY-G0X0P	AGB12ZCRRGRYZGSS5P	A122GZCRR-GYG0C3P	AI46ZCRR-GY0G0C3P	A62GZCRR-GY0G0C6P	A83GZCRR-GY0G0C2P
	GREY	MATT	A05GZCRR-GRY-M0X0R	A12GZCRR-GRY-M0X5R	A22GZCRR-GRY-M0X5R	-	A62GZCRR-GRYMOX6R	A83GZCRR-GY0G0C2P

Sizes (cm)	Thickness (mm)	Pieces X 	M² X 	Kg X 	 X  Eu. Pallet	M² X  Eu. Pallet	kg X  Eu. Pallet
135x305	14.5	1	4.12	160	10	41.20	1600
120x260	6	1	3.12	48	20	62.40	960
120x240	9	1	2.88	60	15	43.20	995
120x120	9	2	2.88	60	22	63.36	1320
60x120	9	2	1.44	29	30	43.20	891
80x80	9	2	1.28	27	40	51.20	1100




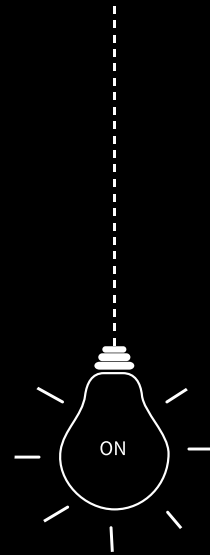
Marble  
**LUCE**

SIGNATURE  
COLLECTION



MARBLE





## LUCE

Light becomes a design tool in the hands of the designer and through elegant surfaces it enriches environments, making them magical.

This is what makes the new Luce slabs a stunning centrepiece for your design concept with amazing backlighting technology. An absolute novelty that will inspire your creativity.

Seven different graphics and colours in marble and onyx effect, that replicate the natural ability of the stones to filter light.

Can be used in hotels, restaurants, offices, shops and sophisticated residential environments. Light up your projects with Luce.



Marble

LUCE

LUCE ONYX WHITE



LUCE ONYX HARLEQUIN



LUCE ONYX GREEN JADE



LUCE BAHIA AZUL



LUCE ONYX IVORY





LUCE ONYX ARCO RED





LUCE MARBLE WHITE



**V3**








  
Wall

  
Domestic

  
Light Commercial



PORCELAIN TILES | Polished • Rectified • Smooth

NAME		COLOUR	SURFACE	120x260 cm
LUCE		ONYX WHITE	POLISHED	ATB62LUCEONYZHSC6P
		ONYX HARLEQUIN	POLISHED	ATB62LUCEOHNZHSC6P
		ONYX GREEN JADE	POLISHED	A62GLUCE-OGJN0X6P
		BAHIA AZUL	POLISHED	ATB62LUCEBAZZHSC6P
		ONYX IVORY	POLISHED	ATB62LUCEOIVZHSC6P
		ONYX ARCO RED	POLISHED	ATB62LUCEOARZHSC6P
		MARBLE WHITE	POLISHED	ATB62LUCEMARZHSC6P

Sizes (cm)	Thickness (mm)	Pieces X 	M² X 	Kg X 	 X  Eu. Pallet	M² X  Eu. Pallet	kg X  Eu. Pallet
120x260	6	1	3.12	48	20	62.40	960

Marble  
**MEDICEA MARBLE**



MARBLE





Marble


# MEDICEA MARBLE


MEDICEA MARBLE WHITE




**V2**


  
Wall

  
Floor


  
Domestic

  
Light Commercial

MEDICEA MARBLE WHITE VARIATIONS  
135X305, 120X260, 120X240 AND 60X120



MEDICEA MARBLE WHITE VARIATIONS  
120X120










\*Also available as countertops.



PORCELAIN TILES | Polished/Matt • Rectified • Smooth

NAME	COLOUR	SURFACE	60x120 cm	120x120 cm	120x240 cm	120x260 cm	135x305 cm
MEDICEA MARBLE	WHITE	POLISHED	AGB12MDMBWHEZHSS5P	AGB22MDMBWHEZHSC3P	AGB46MDMBWHEZHSC3P	AGB62MDMBWHEZHSC6P	AGB83MDMBWHEZHSNLP
	WHITE	MATT	A12GMDMB-WHEMOX5R	A22GMDMB-WHE-MOX5R	A46GMDMB-WHE-MOX5R	A62GMDMB-WHEMOX6R	-

Sizes (cm)	Thickness (mm)	Pieces X 	M² X 	Kg X 	 X  Eu. Pallet	M² X  Eu. Pallet	kg X  Eu. Pallet
135x305	14.5	1	4.12	160	10	41.20	1600
120x260	6	1	3.12	48	20	62.40	960
120x240	9	1	2.88	60	15	43.20	995
120x120	9	2	2.88	60	22	63.36	1320
60x120	9	2	1.44	29	30	43.20	891



Marble  
**PANDA MARBLE**







Marble

PANDA MARBLE


PANDA MARBLE WHITE




**V2**




Wall



Floor

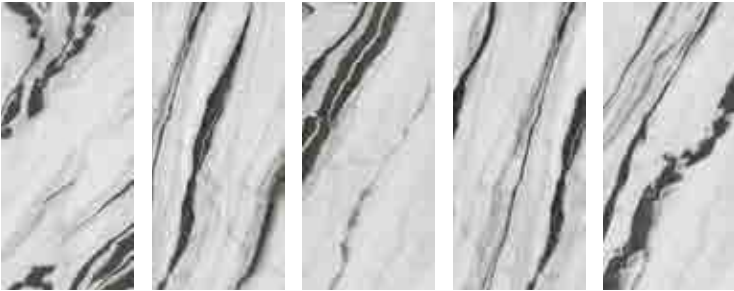


Domestic




Light Commercial




PANDA MARBLE WHITE VARIATIONS  
120X260, 120X240 AND 60X120










PANDA MARBLE WHITE VARIATIONS  
120X120




PORCELAIN TILES | Polished/Matt • Rectified • Smooth

NAME	COLOUR	SURFACE	60x120 cm	120x120 cm	120x240 cm	120x260 cm
PANDA MARBLE	 WHITE	POLISHED	AGB12PDMBWHEZHSS5P	AGB22PDMBWHEZHSC3P	AGB46PDMBWHEZHSC3P	AGB62PDMBWHEZHSC6P
	 WHITE	MATT	A12GPDMB-WHE.MOX5R	–	–	–
	 WHITE	HONED	–	–	–	A62GPDMB-WHEO0X6P

Sizes (cm)	Thickness (mm)	Pieces X 	M² X 	Kg X 	 X  Eu. Pallet	M² X  Eu. Pallet	kg X  Eu. Pallet
120x260	6	1	3.12	48	20	62.40	960
120x240	9	1	2.88	60	15	43.20	995
120x120	9	2	2.88	60	22	63.36	1320
60x120	9	2	1.44	29	30	43.20	891



Marble  
**PREZIOSI**



SIGNATURE  
COLLECTION

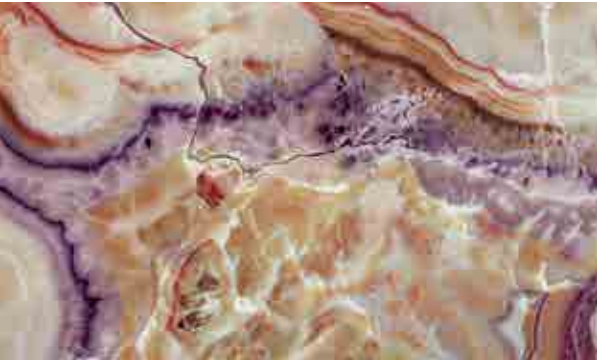
MARBLE



Marble

PREZIOSI

PREZIOSI RIO



PREZIOSI PEARL



PREZIOSI GREEN



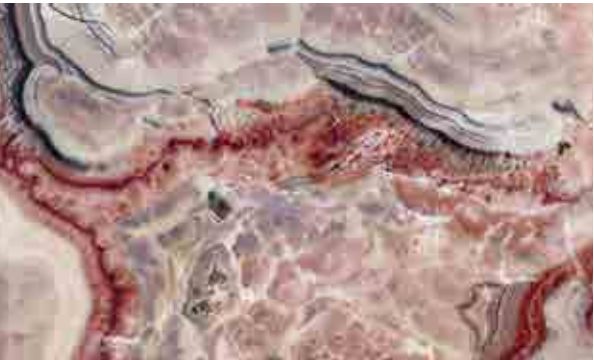
PREZIOSI ROCK



PREZIOSI OCEAN





PREZIOSI PLUM





PORCELAIN TILES | Polished/Matt • Rectified • Smooth


NAME		COLOUR	SURFACE	120x260 cm
PREZIOSI		RIO	POLISHED	A62GPRZS-RIONOX6P
		PEARL	POLISHED	A62GPRZS-PRLNOX6P
		GREEN	POLISHED	A62GPRZS-GREN0X6P
		ROCK	POLISHED	A62GPRZS-RCKNOX6P
		OCEAN	POLISHED	A62GPRZS-OCNNOX6P
		PLUM	POLISHED	A62GPRZS-PLMNOX6P

**V2**

Wall

Floor

Domestic

Light Commercial



Sizes (cm)	Thickness (mm)	Pieces X 	M² X 	Kg X 	 X  Eu. Pallet	M² X  Eu. Pallet	kg X  Eu. Pallet
120x260	6	1	3.12	48	20	62.40	960



Marble

# RAIN MARBLE

RAIN MARBLE WHITE





OPEN BOOK EFFECT  
(FACE A)





OPEN BOOK EFFECT  
(FACE B)







**V2**








  
Wall

  
Floor

  
Domestic

  
Light Commercial

NAME		COLOUR	SURFACE	60x120 cm	120x260 cm	135x305 cm
RAIN MARBLE		WHITE	POLISHED	A12GRANM-WHENOX5P	–	A83GRANM-WHEMOX2R
		OPEN BOOK EFFECT (FACE A)	POLISHED	–	AGD62RANMWHEZHSA1P	–
		OPEN BOOK EFFECT (FACE B)	POLISHED	–	AGD62RANMWHEZHSA2P	–

Sizes (cm)	Thickness (mm)	Pieces X 	M² X 	Kg X 	 X  Eu. Pallet	M² X  Eu. Pallet	kg X  Eu. Pallet
135x305	14.5	1	4.12	160	10	41.20	1600
120x260	6	1	3.12	48	20	62.40	960
60x120	9	1	1.44	33	30	43.20	900





Marble  
**RAPOLANO**



STONE

Marble

# RAPOLANO

RAPOLANO BEIGE



RAPOLANO LIGHT BEIGE



RAPOLANO WHITE



RAPOLANO GREY



V2

Wall












Floor

Domestic

Light Commercial

R9

PORCELAIN TILES | Matt • Rectified • Smooth

NAME	COLOUR		SURFACE	80x80 cm			
RAPOLANO		BEIGE	MATT	A05GRLMB-BEE.MOXOR			
		LIGHT BEIGE	MATT	A05GRLMB-LBE.MOXOR			
		WHITE	MATT	A05GRLMB-WHE.MOXOR			
		GREY	MATT	A05GRLMB-GRY.MOXOR			
Sizes (cm)	Thickness (mm)	Pieces X 	M² X 	Kg X 	 X  Eu. Pallet	M² X  Eu. Pallet	kg X  Eu. Pallet
80x80	9	2	1.28	25.5	40	51.20	1020







Marble

# URBAN MARBLE


URBAN MARBLE GOLD




**V2**




Wall











Floor



Domestic



Light Commercial

NAME	COLOUR	SURFACE	60x120 cm				
URBAN MARBLE	 GOLD	POLISHED	AGB12URBMOLEZHSSP				
Sizes (cm)	Thickness (mm)	Pieces X 	M² X 	Kg X 	 X  Eu. Pallet	M²  Eu. Pallet	kg  Eu. Pallet
60x120	9	2	1.44	29	30	43.20	891



MARBLE



Marble  
**VENATO MARBLE**

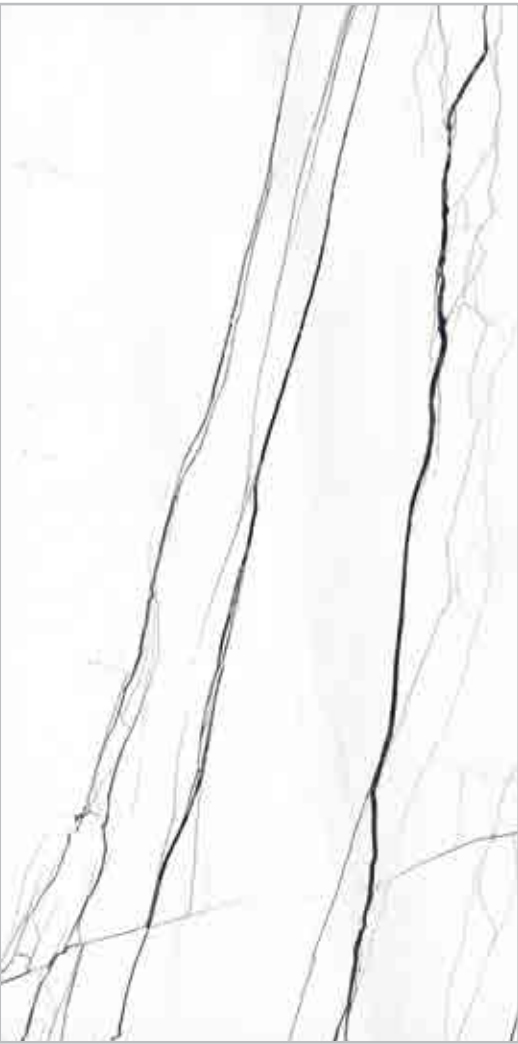






Marble


# VENATO MARBLE


VENATO MARBLE WHITE




**V2**


  
Wall

  
Floor

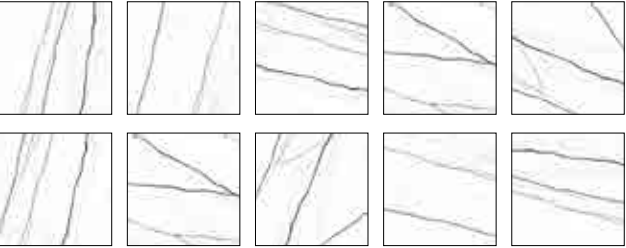
  
Domestic

  
Light Commercial

VENATO MARBLE WHITE VARIATIONS  
120X240 AND 60X120










VENATO MARBLE WHITE VARIATIONS  
120X120



PORCELAIN TILES | Polished/Matt • Rectified • Smooth

NAME		COLOUR	SURFACE	60x120 cm	120x120 cm	120x240 cm
VENATO MARBLE		WHITE	POLISHED	A12GVEMB-WHEHOX5P	A22GVEMB-WHEHOX5P	A46GVEMB-WHEHOX5P

Sizes (cm)	Thickness (mm)	Pieces X 	M² X 	Kg X 	 X  Eu. Pallet	M² X  Eu. Pallet	kg X  Eu. Pallet
120x240	9	1	2.88	60	15	43.20	995
120x120	9	2	2.88	60	22	63.36	1320
60x120	9	2	1.44	29	30	43.20	891

Marble  
**VERSILIA MARBLE**







Marble


# VERSILIA MARBLE


VERSILIA MARBLE WHITE




**V2**

  
Wall

  
Floor


  
Domestic

  
Light Commercial

VERSILIA MARBLE WHITE VARIATIONS  
135X305, 120X260, 120X240 AND 60X120



VERSILIA MARBLE WHITE VARIATIONS  
120X120









\*Also available as countertops.



PORCELAIN TILES | Polished/Matt • Rectified • Smooth

NAME	COLOUR	SURFACE	60x120 cm	120x120 cm	120x240 cm	120x260 cm	135x305 cm
VERSILIA MARBLE	WHITE	POLISHED	AGB12VSMBWHEZHSS5P	AGB22VSMBWHEZHSC3P	AGB46VSMBWHEZHSC3P	AGB62VSMBWHEZHSC6P	AGB83VSMBWHEZHSNLP
	WHITE	MATT	A12GVSMB-WHEOOX5P	A22GVSMB-WHE-MOX5R	A46GVSMB-WHE-MOX5R	A62GVSMB-WHEMOX6R	-

Sizes (cm)	Thickness (mm)	Pieces X 	M² X 	Kg X 	 X  Eu. Pallet	M² X  Eu. Pallet	kg X  Eu. Pallet
135x305	14.5	1	4.12	160	10	41.20	1600
120x260	6	1	3.12	48	20	62.40	960
120x240	9	1	2.88	60	15	43.20	995
120x120	9	2	2.88	60	22	63.36	1320
60x120	9	2	1.44	29	30	43.20	891

Marble

MIX & MATCH

CALACATTA GOLD

Calacatta gold,  
Circle wood ivory,  
Opificio light grey



VENATO MARBLE

Venato marble  
Moonstone grey,  
Portofino brick ocean,  
Line wood ivory



CALACATTA AFRICA

Calacatta africa,  
Line wood dark beige,  
Marakkesh ivory



BAHIA BLUE

Bahia blue,  
Portofino brick greige,  
Line wood ivory



MARBLE

URBAN MARBLE

Urban marble,  
City stone grey,  
Marakkesh dark pink



BLU DEL BELGIO

Blu del belgio,  
Luce onyx ivory



AMANI MARBLE

Amani marble light grey  
Moonstone grey,  
Circle wood grey,  
Paleo white



RAIN MARBLE

Rain marble,  
Lapideus original,  
Circle wood ivory






Marble

# MIX & MATCH

LUCE

Luce onyx harlequin,  
Clay stone bone,  
Subway dark grey bevel brick



PANDA MARBLE

Panda marble,  
Opificio light grey,  
Line wood dark beige



VERSILIA MARBLE

Versilia marble  
Circle wood ivory,  
Marakkesh white



PREZIOSI

Preziosi ocean,  
Symphony ornamental 1,  
Line wood ivory



RAPOLANO MARBLE

Rapolano marble beige,  
Rapolano marble light beige,  
Calacatta africa





## Stone

**No better way to create a relaxing environment**

RAK Ceramics reinterprets the ancestral charm of stone and transforms it into one of the most preferred materials in contemporary architecture. Solid, durable and extremely versatile, the stone-look tiles have special features and a highly attractive visual impact. A traditional mood that is able to define interior design projects with a modern appeal. RAK Ceramics' stone collection is inspired by various types of stone existing in nature and is the ideal choice to create a particularly welcoming atmosphere that suits a sophisticated environment; providing a sensation of wellness and relaxation.





Stone  
**CITY STONE**





Stone

CITY STONE

CITY STONE BONE



CITY STONE GREY




CITY STONE CLAY



CITY STONE ANTHRACITE










CITY STONE BONE MOSAIC  
30X30CM





CITY STONE BONE MOSAIC  
30X45CM





Sizes (cm)	Thickness (mm)	Pieces X 	M² X 	Kg X 	 X Eu. Pallet	M² X  Eu. Pallet	kg X  Eu. Pallet
60x120	9	2	1.44	29	30	43.20	891
60x60	9	4	1.44	28	30	43.20	861
30x60	9	6	1.08	23	40	43.20	941
Mosaic 30x30	9	8	-	16	60	-	960
Mosaic 30x45	9	6	-	13	30	-	411

**V2**

  
Wall





  
Floor





  
Domestic

  
Light Commercial



PORCELAIN TILES | Matt • Rectified • Light Structure

NAME	COLOUR	SURFACE	30x60 cm	60x60 cm	60x120 cm
CITY STONE	 BONE	MATT	AGB09CTSEBNEZMLNLR	AGB06CTSEBNEZMLNLR	AGB12CTSEBNEZMLS5R
	 GREY	MATT	AGB09CTSEGRYZMLNLR	AGB06CTSEGRYZMLNLR	AGB12CTSEGRYZMLS5R
	 ANTHRACITE	MATT	AGB09CTSEANTZMLNLR	AGB06CTSEANTZMLNLR	AGB12CTSEANTZMLS5R
	 CLAY	MATT	AGB09CTSECLAZMLNLR	AGB06CTSECLAZMLNLR	AGB12CTSECLAZMLS5R

NAME	COLOUR	SURFACE	30x30 cm	30x45 cm
CITY STONE	 BONE MOSAIC	MATT	AGMZZCTSEBNE005615	AGMZZCTSEBNE005620
	 GREY MOSAIC	MATT	AGMZZCTSEGRY005617	AGMZZCTSEGRY005622
	 ANTHRACITE MOSAIC	MATT	AGMZZCTSEANT005613	AGMZZCTSEANT005618
	 CLAY MOSAIC	MATT	AGMZZCTSECLA005616	AGMZZCTSECLA005621

Stone  
**CLAY STONE**



STONE



Stone

CLAY STONE

CLAY STONE BEIGE



CLAY STONE DARK GREY





CLAY STONE GREY





CLAY STONE WHITE




**V2**


  
Wall

  
Floor

  
Domestic





  
Light  
Commercial








INNOTECH

  
ABSOLUTE  
MATT

RAK CERAMICS LAB

PORCELAIN TILES | Matt • Rectified • Light Structure

NAME	COLOUR	SURFACE	30x60 cm	60x60 cm
CLAY STONE	 BEIGE	MATT	A09GCYSE-BEE.A6X0R	A06GCYSE-BEE.A6X0R
	 DARK GREY	MATT	A09GCYSE-DKG.A6X0R	A06GCYSE-DKG.A6X0R
	 GREY	MATT	A09GCYSE-GRY.A6X0R	A06GCYSE-GRY.A6X0R
	 WHITE	MATT	A09GCYSE-WHE.A6X0R	A06GCYSE-WHE.A6X0R

Sizes (cm)	Thickness (mm)	Pieces X 	M² X 	Kg X 	 X  Eu. Pallet	M² X  Eu. Pallet	kg X  Eu. Pallet
60x60	9	4	1.44	33	30	43.20	990
30x60	9	6	1.08	23	40	43.20	920



STONE

Stone

## CREATIVE CONCRETE P (STRUCTURED)

NEW



STONE



Stone


CREATIVE CONCRETE P (STRUCTURED)


CREATIVE CONCRETE P WHITE





CREATIVE CONCRETE P BEIGE




**V2**

  
Wall

  
Floor

  
Domestic

  
Light Commercial

**R10**  
A



PORCELAIN TILES | Matt • Rectified • Structured


NAME		COLOUR	SURFACE	80x80 cm
CREATIVE CONCRETE P (STRUCTURED)		WHITE	MATT	A05GCTVP-WHE A6X0R
		BEIGE	MATT	A05GCTVP-BEE A6X0R


CREATIVE CONCRETE P GREY





CREATIVE CONCRETE P DARK GREY




**V2**

  
Wall

  
Floor

  
Domestic







  
Light Commercial

**R10**  
A



PORCELAIN TILES | Matt • Rectified • Structured

NAME		COLOUR	SURFACE	80x80 cm
CREATIVE CONCRETE (STRUCTURED)		GREY	MATT	A05GCTVP-GRYA6X0R
		DARK GREY	MATT	A05GCTVP-DKGA6X0R

Sizes (cm)	Thickness (mm)	Pieces X 	M² X 	Kg X 	 X Eu. Pallet	M² X  Eu. Pallet	kg X  Eu. Pallet
80x80	9	2	1.28	25.5	40	51.2	1020

Stone  
**CREATIVE CONCRETE P**

**NEW**



STONE



Stone

# CREATIVE CONCRETE P


CREATIVE CONCRETE P WHITE




CREATIVE CONCRETE P BEIGE




**V2**

  
Wall

  
Floor

  
Domestic

  
Light Commercial

**R10**  
A



CREATIVE CONCRETE P GREY



CREATIVE CONCRETE P DARK GREY



**V2**

  
Wall

  
Floor

  
Domestic

  
Light Commercial

**R10**  
A



STONE

PORCELAIN TILES | Matt • Rectified • Smooth

NAME		COLOUR	SURFACE	120x120 cm
CREATIVE CONCRETE P		WHITE	MATT	A22GCTVP-WHE.MOX5R
		BEIGE	MATT	A22GCTVP-BEEMOX5R

PORCELAIN TILES | Matt • Rectified • Smooth

NAME		COLOUR	SURFACE	120x120 cm
CREATIVE CONCRETE P		GREY	MATT	A22GCTVP-GRY.MOX5R
		DARK GREY	MATT	A22GCTVP-DKG.MOX5R

Sizes (cm)	Thickness (mm)	Pieces X 	M² X 	Kg X 	 X  Eu. Pallet	M² X  Eu. Pallet	kg X  Eu. Pallet
120x120	9	2	2.88	60	22	63.36	1341

Stone  
**CURTON**





Stone

CURTON

CURTON WHITE



CURTON GREY



CURTON TAUPE




CURTON BEIGE



CURTON WHITE DECOR



CURTON GREY DECOR



CURTON TAUPE DECOR



CURTON BEIGE DECOR



CURTON WHITE MOSAIC 30X45CM



**V2**

  
Wall


  
Floor

  
Domestic

  
Outdoor

  
Heavy  
Commercial  
Traffic Area

INNOTECH

  
HIGH  
PERFORMANCE

RAK CERAMICS LAB

PORCELAIN TILES | Matt • Rectified • Smooth/Heavy Structure





NAME	COLOUR	SURFACE	29.8x60 cm	60x60 cm	60x120 cm
CURTON	 WHITE	MATT	A2X29PDCNWHEMMSNLR	A2B06PDCNWHEMMSNLR	A2B12PDCNWHEMSS5R
	 GREY	MATT	A2X29PDCNGRYMMSNLR	A2B06PDCNGRYMMSNLR	A2B12PDCNGRYMSS5R
	 TAUPE	MATT	A2X29PDCNTPEMMSNLR	A2B06PDCNTPEMMSNLR	A2B12PDCNTPEMSS5R
	 BEIGE	MATT	A2X29PDCNBEEMMSNLR	A2B06PDCNBEEMMSNLR	A2B12PDCNBEEMSS5R










PORCELAIN TILES | Matt • Rectified • Smooth/Heavy Structure

NAME	COLOUR	SURFACE	29.8x60 cm	60x60 cm	60x120 cm
CURTON	 WHITE DECOR	MATT	A29GPCDN#WHE.MLX0R	A2D06PDCNWHEMMLN1R	A2D12PDCNWHEMMLS5R
	 GREY DECOR	MATT	A29GPCDN#GRY.MLX0R	A2D06PDCNGRYMMLN1R	A2D12PDCNGRYMMLS5R
	 TAUPE DECOR	MATT	A29GPCDN#TPE.MLX0R	A2D06PDCNTPEMMLN1R	A2D12PDCNTPEMMLS5R
	 BEIGE DECOR	MATT	A29GPCDN#BEE.MLX0R	A2D06PDCNBEEMMLN1R	A2D12PDCNBEEMMLS5R

PORCELAIN TILES | Matt • Rectified • Smooth/Heavy Structure

NAME	COLOUR	SURFACE	30x45 cm
CURTON	 WHITE MOSAIC	MATT	ACMZZPDCNWHE006690
	 GREY MOSAIC	MATT	ACMZZPDCNGRY005730
	 TAUPE MOSAIC	MATT	ACMZZPDCNTPEO05731
	 BEIGE MOSAIC	MATT	ACMZZPDCNBEEO05729

Sizes (cm)	Thickness (mm)	Pieces X 	M² X 	Kg X 	 X  Eu. Pallet	M² X  Eu. Pallet	kg X  Eu. Pallet
60x120	9	2	1.44	29	30	43.20	891
60x60	9	4	1.44	28	30	43.20	861
29.8x60	9	6	1.08	23	40	43.20	941
Mosaic 30x45	9	6	-	13	30	-	411

Stone  
**LAPIDEUS**





Stone

# LAPIDEUS

LAPIDEUS WHITE



LAPIDEUS BLACK



LAPIDEUS SLATE GREY



LAPIDEUS DARK GREY



LAPIDEUS BEIGE




LAPIDEUS ORIGINAL




LAPIDEUS PECE







V4




Wall



Floor




Domestic




Light Commercial

INNOTECH



RAK CERAMICS LAB







INNOTECH







RAK CERAMICS LAB



## PORCELAIN TILES | Matt • Rectified • Light Structure

NAME	COLOUR	SURFACE	60x60 cm	60x120 cm
LAPIDEUS	 WHITE	MATT	A06GLPSE-WHE.M6X0R	A12GLPSE-WHE.M6X5R
	 BLACK	MATT	A06GLPSE-BLK.M6X0R	A12GLPSE-BLK.M6X5R
	 SLATE GREY	MATT	A06GLPSE-SLA.M6X0R	A12GLPSE-SLA.M6X5R
	 DARK GREY	MATT	A06GLPSE-DKG.M6X0R	A12GLPSE-DKG.M6X5R
	 BEIGE	MATT	A06GLPSE-BEE.M6X0R	A12GLPSE-BEE.M6X5R
	 ORIGINAL	MATT	A06GLPSE-OGL.M6X0R	A12GLPSE-OGL.M6X5R
	 PECE	MATT	A06GLPSE-PEC.M6X0R	A12GLPSE-PEC.M6X5R

Sizes (cm)	Thickness (mm)	Pieces X 	M² X 	Kg X 	 X Eu. Pallet	M² X  Eu. Pallet	kg X  Eu. Pallet
60x120	9	2	1.44	29	30	43.20	891
60x60	9	4	1.44	28	30	43.20	861



Stone  
**MOONSTONE**

**NEW**



STONE



Stone







MOONSTONE

MOONSTONE WHITE



MOONSTONE BEIGE









- **V2**
-   
Wall
-   
Floor
-   
Domestic
-   
Light Commercial
-   
Outdoor

MOONSTONE GREY





MOONSTONE DARK GREY



- **V2**
-   
Wall
-   
Floor
-   
Domestic
-   
Light Commercial
-   
Outdoor

PORCELAIN TILES | Matt • Rectified • Smooth

NAME		COLOUR	SURFACE	30x60 cm	60x60 cm	60x120 cm	100x100 cm
MOONSTONE		WHITE	MATT	A09GMOST-WHE.AOX0R	A06GMOST-WHE.AOX0R	A12GMOST-WHE.AOX5R	TBC
		BEIGE	MATT	A09GMOST-BEE.AOX0R	A06GMOST-BEE.AOX0R	A12GMOST-BEE.AOX5R	TBC

PORCELAIN TILES | Matt • Rectified • Smooth

NAME		COLOUR	SURFACE	30x60 cm	60x60 cm	60x120 cm	100x100 cm
MOONSTONE		GREY	MATT	A09GMOST-GRY.AOX0R	A06GMOST-GRY.AOX0R	A12GMOST-GRY.AOX5R	TBC
		DARK GREY	MATT	A09GMOST-DKG.AOX0R	A06GMOST-DKG.AOX0R	A12GMOST-DKG.AOX5R	TBC

Sizes (cm)	Thickness (mm)	Pieces X 	M² X 	Kg X 	 X  Eu. Pallet	M² X  Eu. Pallet	kg X  Eu. Pallet
60x120	9	2	1.44	29	30	43.2	891
60x60	9	4	1.44	28	30	43.2	861
30x60	9	6	1.08	23	40	43.5	861

Stone  
**PALEO**





Stone

PALEO

PALEO BEIGE



PALEO CLAY



PALEO WARM GREY



PALEO ANTHRACITE



PALEO GREY



PALEO WHITE



V1

Wall














Floor

Domestic



STONE

PORCELAIN TILES | Matt • Rectified • Smooth

NAME	COLOUR		SURFACE	80x80 cm			
PALEO		BEIGE	MATT	A05GPAEO-BEE.AOXOR			
		ANTHRACITE	MATT	A05GPAEO-ANT.AOXOR			
		CLAY	MATT	A05GPAEO-CLA.AOXOR			
		GREY	MATT	A05GPAEO-GRY.AOXOR			
		WARM GREY	MATT	A05GPAEO-WGY.AOXOR			
		WHITE	MATT	A05GPAEO-WHE.AOXOR			
Sizes (cm)	Thickness (mm)	Pieces X 	M² X 	Kg X 	 X  Eu. Pallet	M² X  Eu. Pallet	kg X  Eu. Pallet
80x80	9	2	1.28	25.5	40	51.20	1020

Stone  
**SHINE STONE**

**SIGNATURE  
COLLECTION**





Stone

SHINE STONE

SHINE STONE WHITE



SHINE STONE IVORY



SHINE STONE GREY








SHINE STONE BEIGE










SHINE STONE DARK GREY



SIGNATURE  
COLLECTION


- **V2**
-   
Wall
-   
Floor
-   
Domestic
-   
Light  
Commercial

Sizes (cm)	Thickness (mm)	Pieces X 	M² X 	Kg X 	 X  Eu. Pallet	M² X  Eu. Pallet	kg X  Eu. Pallet
60X60	9	4	1.44	28	30	43.20	861
30X60	9	6	1.08	23	40	43.20	941
15X60	9	12	1.08	24	40	43.20	981
10X60	9	18	1.08	24	40	43.20	981
5X60	9	36	1.08	24	40	43.20	981



STONE

PORCELAIN TILES | Matt • Rectified • Light Structure

NAME	COLOUR	SURFACE	5x60 cm	10x60 cm	15x60 cm	30x60 cm	60x60 cm
SHINE STONE	 WHITE	MATT	ACT-06ZSHS-WH02RA	ACT-06ZSHS-WH02RB	ACT-06ZSHS-WH02RC	A09GZSHS#WH0M2R	A06GZSHS-WH0M2R
	 GREY	MATT	ACT-06ZSHS-GY02RA	ACT-06ZSHS-GY02RB	ACT-06ZSHS-GY02RC	A09GZSHS#GY0M2R	A06GZSHS-GY0M2R
	 DARK GREY	MATT	ACT-06ZSHS-DGY2RA	ACT-06ZSHS-DGY2RB	ACT-06ZSHS-DGY2RC	A09GZSHS#DGYM2R	A06GZSHS-DGYM2R
	 IVORY	MATT	ACT-06ZSHS-IV02RA	ACT-06ZSHS-IV02RB	ACT-06ZSHS-IV02RC	A09GZSHS#IV0M2R	A06GZSHS-IV0M2R
	 BEIGE	MATT	ACT-06ZSHS-BE02RA	ACT-06ZSHS-BE02RB	ACT-06ZSHS-BE02RC	A09GZSHS#BE0M2R	A06GZSHS-BE0M2R

Stone

# MIX & MATCH

CITY STONE

City stone grey,  
Calacatta gold white,  
Marakkesh pink



CLAY STONE

Clay stone grey,  
Versilia marble white,  
Portofino greige



CREATIVE CONCRETE P

Creative concrete p white,  
Baltico ivory decor,  
Subway ivory bevel decor



SHINE STONE

Shine stone grey,  
Paleo white  
Subway nero bevel decor



CURTON

Curton grey,  
Curton taupe decor,  
Circle wood nut



LAPIDEUS

Lapideus original,  
Paleo grey,  
Subway light beige bevel decor



PALEO

Paleo anthracite,  
Preziosi ocean,  
Portofino white







## Wood

Be inspired by wood effect tiles

Natural-looking tiles are one of the key trends for indoor and outdoor floors, and wood is one of the most popular choices thanks to its versatility and beauty. Combining the aesthetic quality of natural timber with the durability of porcelain tiles, wood effect tiles are the perfect option when replacing a floor in a renovation project or laying a new floor in a newly-built property, as it helps in creating your own personal style. Parquet floor tiles can give any room the elegant look of hardwood, in an eco-friendly and new way. It's waterproof, highly resistant to scratches and chemicals, easy to clean, and resistant to heat and frost. It definitely looks like a good idea!







Wood

# CIRCLE WOOD

CIRCLE WOOD IVORY



CIRCLE WOOD GREY



CIRCLE WOOD NUT









CIRCLE WOOD BEIGE





CIRCLE WOOD BROWN





NAME		COLOUR	SURFACE	19.5x120 cm
CIRCLE WOOD		IVORY	MATT	A99GZCRW#IVOW2S5R
		GREY	MATT	A99GZCRW#GYOW2S5R
		NUT	MATT	A99GZCRW#NUOW2S5R
		BEIGE	MATT	A99GZCRW#BEOW2S5R
		BROWN	MATT	A99GZCRW#BROW2S5R

**V2**

  
Wall

  
Floor

  
Domestic

  
Light Commercial



Sizes (cm)	Thickness (mm)	Pieces 	M² 	Kg 	 X  Eu. Pallet	M²  Eu. Pallet	Kg  Eu. Pallet
19.5x120	9	5	1.17	25	36	42.12	921

Wood

LINE WOOD

LINE WOOD IVORY



LINE WOOD BEIGE



LINE WOOD DARK BEIGE





LINE WOOD BROWN





LINE WOOD DARK BROWN









**V2**

  
Wall

  
Floor

  
Domestic

  
Light Commercial

NAME		COLOUR	SURFACE	19.5x120 cm
LINE WOOD		IVORY	MATT	A99GZLNW#IVOW2S5R
		BEIGE	MATT	A99GZLNW#BEOW2S5R
		DARK BEIGE	MATT	A99GZLNW#DBEW2S5R
		BROWN	MATT	A99GZLNW#BROW2S5R
		DARK BROWN	MATT	A99GZLNW#DBRW2S5R



Sizes (cm)	Thickness (mm)	Pieces 	M² 	Kg 	 X  Eu. Pallet	M²  Eu. Pallet	Kg  Eu. Pallet
19.5x120	9	5	1.17	25	36	42.12	921





## Ceramic Wall Tiles

The only limit is imagination

With the continuous innovation in ceramic technology and research, all types of surfaces can now be reproduced: natural wood effect, ceramic wallpaper, metal effect, concrete coatings and more.

Our new ceramic tile collections meet the latest trends, achieving original and eye-catching aesthetic results, with a wide range of structures and colours: from the latest pastel tones to the most intense material effects.

The range of possibilities becomes even bigger, thanks to the wide choice of sizes, from the small brick to the large tile. It's ceramics, and it's cool!





Ceramic Wall Tiles  
**BALTICO**




BALTICO

BALTICO IVORY



BALTICO LIGHT GREY





BALTICO IVORY DECOR





BALTICO LIGHT GREY DECOR




**V1**





  
Wall

  
Floor

  
Domestic

  
Light Commercial

WHITE BODY CERAMIC TILES | Matt • Rectified • Smooth

NAME	COLOUR	SURFACE	30x60 cm
BALTICO	 IVORY	MATT	A14WBLIC-IVO.M6X0R
	 LIGHT GREY	MATT	A14WBLIC-LIG.M6X0R
	 IVORY DECOR	MATT	A14WBLIC-IVO.MLX0R
	 LIGHT GREY DECOR	MATT	A14WBLIC-LIG.MLX0R

Sizes (cm)	Thickness (mm)	Pieces X 	M² X 	Kg X 	 X  Eu. Pallet	M² X  Eu. Pallet	kg X  Eu. Pallet
30x60	8.5	9	1.62	24.3	32	51.85	800





Ceramic Wall Tiles  
**CALACATTA GOLD**





Ceramic Wall Tiles


# CALACATTA GOLD


CALACATTA GOLD WHITE





**V2**






  
Wall

  
Domestic

  
Light Commercial

WHITE BODY CERAMIC TILES | Matt/Glossy • Rectified • Smooth

NAME		COLOUR	SURFACE	30x60 cm			
CALACATTA GOLD		WHITE	MATT	A14WCTAG-WHE.M0X0R			
		WHITE	GLOSSY	A14WCTAG-WHE.H0X0R			

Sizes (cm)	Thickness (mm)	Pieces X 	M² X 	Kg X 	 X  Eu. Pallet	M² X  Eu. Pallet	kg X  Eu. Pallet
30x60	8.5	9	1.62	24.3	32	51.85	800




CERAMIC WALL TILES





CARRARA


CARRARA GREY




**V2**



  
Wall

  
Floor

  
Domestic

  
Light Commercial

WHITE BODY CERAMIC TILES | Matt/Lappato/Glossy • Straight • Smooth / Heavy Structure

NAME	COLOUR	SURFACE	30x60 cm
CARRARA	 GREY	MATT	A14WZCRR-GRY.MOX0R
	 GREY	GLOSSY	A14WZCRR-GRY.HOX0R


Sizes (cm)	Thickness (mm)	Pieces X 	M² X 	Kg X 	 X  Eu. Pallet	M² X  Eu. Pallet	kg X  Eu. Pallet
30X60	8.5	9	1.62	24.3	32	51.85	800



CERAMIC WALL TILES

Ceramic Wall Tiles  
**OPIFICIO**

NEW



CERAMIC WALL TILES




OPIFICIO


OPIFICIO IVORY





OPIFICIO LIGHT GREY





**V1**

  
Wall

  
Domestic

  
Light Commercial

WHITE BODY CERAMIC TILES | Matt • Rectified • Smooth

NAME	COLOUR	SURFACE	30x60 cm
OPIFICIO	 IVORY	MATT	A14WOPFC-IVOMOX0R
	 LIGHT GREY	MATT	A14WOPFC-LIG.MOX0R

Sizes (cm)	Thickness (mm)	Pieces X 	M² X 	Kg X 	 X  Eu. Pallet	M² X  Eu. Pallet	kg X  Eu. Pallet
30X60	8.5	9	1.62	24.3	32	51.85	800



Ceramic Wall Tiles  
**PALEO**





PALEO

PALEO IVORY



PALEO LIGHT GREY





PALEO IVORY DECOR





PALEO LIGHT GREY DECOR














**V2**

  
Wall

  
Domestic

  
Light Commercial

WHITE BODY CERAMIC TILES | Matt • Rectified • Smooth/Light Structure

NAME		COLOUR	SURFACE	30x60 cm				
PALEO		IVORY	MATT	A14WPAEO-IVO.MOXOR				
		LIGHT GREY	MATT	A14WPAEO-LIG.MOXOR				
		IVORY DECOR	MATT	A14WPAEO-IVO.MHXOR				
		LIGHT GREY DECOR	MATT	A14WPAEO-LIG.MHXOR				
Sizes (cm)		Thickness (mm)	Pieces X 	M² X 	Kg X 	 X  Eu. Pallet	M² X  Eu. Pallet	kg X  Eu. Pallet
30X60		8.5	9	1.62	24.3	32	51.85	800



CERAMIC WALL TILES

Ceramic Wall Tiles  
**PONTINO**





PONTINO

PONTINO BEIGE



PONTINO IVORY





PONTINO BEIGE DECOR





PONTINO IVORY DECOR












**V2**

  
Wall

  
Domestic

  
Light Commercial

WHITE BODY CERAMIC TILES | Matt • Rectified • Smooth

NAME		COLOUR	SURFACE	30x60 cm			
PONTINO		BEIGE	MATT	A14WPNT0-BEE.MOX0R			
		IVORY	MATT	A14WPNT0-IVO.MOX0R			
		BEIGE DECOR	MATT	A14WPNT0-BEE.MHX0R			
		IVORY DECOR	MATT	A14WPNT0-IVO.MHX0R			
Sizes (cm)		Thickness (mm)	Pieces X 	M² X 	Kg X 	M² X  Eu. Pallet	kg X  Eu. Pallet
30X60		8.5	9	1.62	24.3	32	800



CERAMIC WALL TILES

Ceramic Wall Tiles  
**SENSATION WHITE**

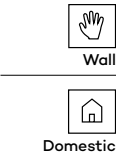







Ceramic Wall Tiles

SENSATION WHITE

SENSATION WHITE



WHITE BODY CERAMIC TILES | Matt/Glossy • Straight • Smooth

NAME	COLOUR	SURFACE	30x60 cm
SENSATION WHITE	 WHITE	MATT	A14WSENS-WHE.MOX0R
	 WHITE	GLOSSY	A14WSENS-WHE.HOX0R

Sizes (cm)	Thickness (mm)	Pieces X 	M² X 	Kg X 	 X  Eu. Pallet	M² X  Eu. Pallet	kg X  Eu. Pallet
30X60	8.5	9	1.62	24.3	32	51.85	800








Ceramic Wall Tiles  
**MARAKKESH**





Bricks and More













MARAKKESH



Sizes (cm)	Thickness (mm)	Pieces X	M² X	Kg X	X  Eu. Pallet	M² X  Eu. Pallet	kg X  Eu. Pallet
65x26	85	41	070	105	90	63	966



WHITE BODY CERAMIC TILES | Glossy • Straight • Light Structure

NAME		COLOUR	SURFACE	6.5x26 cm
MARAKKESH		ASH	GLOSSY	A42WMRKS-ASH.G6X0U
		GREY	GLOSSY	A42WMRKS-GRY.G6X0U
		DARK GREY	GLOSSY	A42WMRKS-DKG.G6X0U
		GREIGE	GLOSSY	A42WMRKS-GRG.G6X0U
		GREEN	GLOSSY	A42WMRKS-GRE.G6X0U
		DARK BLUE	GLOSSY	A42WMRKS-DAB.G6X0U
		LIGHT BLUE	GLOSSY	A42WMRKS-LIB.G6X0U
		WHITE	GLOSSY	A42WMRKS-WHE.G6X0U
		BROWN	GLOSSY	A42WMRKS-BRN.G6X0U
		DARK PINK	GLOSSY	A42WMRKS-DEP.G6X0U
		PINK	GLOSSY	A42WMRKS-PIK.G6X0U
		IVORY	GLOSSY	A42WMRKS-IVO.G6X0U

Ceramic Wall Tiles  
**PORTOFINO**

NEW



CERAMIC WALL TILES



PORTOFINO

PORTOFINO WHITE



PORTOFINO OCEAN



PORTOFINO GREIGE



PORTOFINO BLUE




PORTOFINO SALVIA




PORTOFINO MUSK



PORTOFINO GREEN










Wall

Sizes (cm)	Thickness (mm)	Pieces X 	M² X 	Kg X 	 X  Eu. Pallet	M² X  Eu. Pallet	kg X  Eu. Pallet
65x26	85	41	070	105	90	63	966



CERAMIC WALL TILES

WHITE BODY CERAMIC TILES | Glossy • Straight • Light Structure

NAME		COLOUR	SURFACE	6.5x26 cm
PORTOFINO		WHITE	GLOSSY	A42WPTFN-WHE.H6X0U
		SALVIA	GLOSSY	A42WPTFN-SLV.H6X0U
		OCEAN	GLOSSY	A42WPTFN-OCN.H6X0U
		MUSK	GLOSSY	A42WPTFN-MUK.H6X0U
		GREIGE	GLOSSY	A42WPTFN-GRG.H6X0U
		GREEN	GLOSSY	A42WPTFN-GRE.H6X0U
		BLUE	GLOSSY	A42WPTFN-BLE.H6X0U


Ceramic Wall Tiles  
**SUBWAY**






SUBWAY

SUBWAY WHITE




SUBWAY IVORY



SUBWAY LIGHT GREY



SUBWAY LIGHT BEIGE




SUBWAY LIGHT GREY BEVEL DECOR



SUBWAY DARK GREY BEVEL DECOR



SUBWAY IVORY BEVEL DECOR



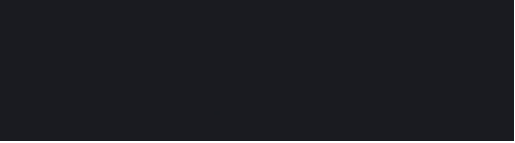
SUBWAY DARK GREY




SUBWAY GRAPHITE GREY



SUBWAY NERO



SUBWAY WHITE BEVEL DECOR



SUBWAY NERO BEVEL DECOR



SUBWAY GRAPHITE GREY BEVEL DECOR



SUBWAY LIGHT BEIGE BEVEL DECOR



WHITE BODY CERAMIC TILES | Glossy/Matt • Straight • Smooth/Heavy Structure

NAME		COLOUR	SURFACE	10x30 cm
SUBWAY		WHITE	GLOSSY	A13WSUBY-WHE.GOX0U
		NERO	GLOSSY	A13WSUBY-NEO.GOX0U
		GRAPHITE GREY	GLOSSY	A13WSUBY-GPG.GOX0U
		LIGHT GREY	GLOSSY	A13WSUBY-GRY.GOX0U
		DARK GREY	GLOSSY	A13WSUBY-DKG.GOX0U
		IVORY	GLOSSY	A13WSUBY-IVO.GOX0U
		LIGHT BEIGE	GLOSSY	A13WSUBY-LBE.GOX0U
		WHITE	MATT	A13WSUBY-WHE.MOX0U
		NERO	MATT	A13WSUBY-NEO.MOX0U
		GRAPHITE GREY	MATT	A13WSUBY-GPG.MOX0U
SUBWAY		LIGHT GREY	MATT	A13WSUBY-GRY.MOX0U
		DARK GREY	MATT	A13WSUBY-DKG.MOX0U
		IVORY	MATT	A13WSUBY-IVO.MOX0U
		LIGHT BEIGE	MATT	A13WSUBY-LBE.MOX0U

NAME		COLOUR	SURFACE	10x30 cm
SUBWAY		WHITE BEVEL DECOR	GLOSSY	A13WSUBY-WHE.GBX4U
		NERO BEVEL DECOR	GLOSSY	A13WSUBY-NEO.GBX4U
		GRAPHITE GREY BEVEL DECOR	GLOSSY	A13WSUBY-GPG.GBX4U
		LIGHT GREY BEVEL DECOR	GLOSSY	A13WSUBY-GRY.GBX4U
		DARK GREY BEVEL DECOR	GLOSSY	A13WSUBY-DKG.GBX4U
		IVORY BEVEL DECOR	GLOSSY	A13WSUBY-IVO.GBX4U
		LIGHT BEIGE BEVEL DECOR	GLOSSY	A13WSUBY-LBE.GBX4U

Sizes (cm)	Thickness (mm)	Pieces X	M² X	Kg X	X  Eu. Pallet	M² X  Eu. Pallet	kg X  Eu. Pallet
10X30	8.5	27	0.81	12.5	77	62.37	983.5



## Outdoor

### Redefining outdoor living

Give your outdoor spaces a new look. Sustainable and adaptable, porcelain tiles are the ideal choice to design and revamp gardens, patios, terraces, driveways or pool edges. The different installation possibilities allow the material to perfectly blend in with its surrounding landscape.



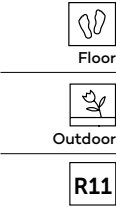












Outdoor

# CALACATTA GOLD

CALACATTA GOLD WHITE



PORCELAIN TILES | Matt • Rectified • Smooth

NAME	COLOUR	SURFACE	60x120 cm				
CALACATTA GOLD 20 mm	 WHITE	MATT	A12GGDCL-WHEY0X7R				
Sizes (cm)	Thickness (mm)	Pieces X 	M² X 	Kg X 	 X  Eu. Pallet	M² X  Eu. Pallet	kg X  Eu. Pallet
60X120	20	1	0.72	33	30	21.6	990






Outdoor


# CALACATTA GREY

CALACATTA GREY WHITE





Floor



Outdoor

R11









INNOTECH

RAK CERAMICS

KLIMA

RAK CERAMICS LAB

PORCELAIN TILES | Matt • Rectified • Smooth

NAME	COLOUR	SURFACE	60x120 cm				
CALACATTA GREY 20 mm	 WHITE	MATT	A12GGRCL-WHEY0X7R				
Sizes (cm)	Thickness (mm)	Pieces X 	M² X 	Kg X 	 X  Eu. Pallet	M² X  Eu. Pallet	kg X  Eu. Pallet
60X120	20	1	0.72	33	30	21.6	990





Outdoor  
**CANVAS**

NEW



OUTDOOR




Outdoor


# CANVAS

CANVAS GREY






Floor










Outdoor



R11

PORCELAIN TILES | Matt • Rectified • Smooth

NAME	COLOUR	SURFACE	60x90 cm				
CANVAS 20 mm	 GREY	MATT	A03GZCAN-GRY.Y0X7R				
Sizes (cm)	Thickness (mm)	Pieces X 	M² X 	Kg X 	 X  Eu. Pallet	M² X  Eu. Pallet	kg X  Eu. Pallet
60X90	20	1	0.54	24	45	24.3	1103





Outdoor  
**CARMO STONE**





Outdoor

# CARMO STONE

GREY



ANTHRACITE



IVORY



BLACK







Floor







Light Commercial


Outdoor

R11

PORCELAIN TILES | Matt • Rectified • Light Structure

NAME	COLOUR	SURFACE	60x120 cm
CARMO STONE	 GREY	MATT	A12GCMSO-GRY.Y6X7R
	 ANTHRACITE	MATT	A12GCMSO-ANT.Y6X7R
	 IVORY	MATT	A12GCMSO-IVO.Y6X7R
	 BLACK	MATT	A12GCMSO-BLK.Y6X7R

Sizes (cm)	Thickness (mm)	Pieces X 	M² X 	Kg X 	 X Eu. Pallet	M² X  Eu. Pallet	kg X  Eu. Pallet
60x120	20	1	0.72	30	30	21.6	900



OUTDOOR

Outdoor  
**FASHION STONE OUTDOOR**





Outdoor

FASHION STONE OUTDOOR

FASHION STONE LIGHT GREY



FASHION STONE GREY



FASHION STONE BLACK



FASHION STONE IVORY





FASHION STONE BEIGE



FASHION STONE CLAY
















Floor

Outdoor

R11

PORCELAIN TILES | Matt • Rectified • Smooth

NAME		COLOUR	SURFACE	60x60 cm				
FASHION STONE  20 mm		LIGHT GREY	MATT	A06GFNSE-LIG.MYX7R				
		GREY	MATT	A06GFNSE-GRY.MYX7R				
		BLACK	MATT	A06GFNSE-BLK.MYX7R				
		IVORY	MATT	A06GFNSE-IVO.MYX7R				
		BEIGE	MATT	A06GFNSE-BEE.MYX7R				
		CLAY	MATT	A06GFNSE-CLA.MYX7R				
Sizes (cm)		Thickness (mm)	Pieces X 	M² X 	Kg X 	 X  Eu. Pallet	M² X  Eu. Pallet	kg X  Eu. Pallet
60x60		20	2	0.72	32	30	21.6	981



OUTDOOR



Outdoor

# MAREMMA

MAREMMA SAND




MAREMMA GREY




MAREMMA COPPER



SIGNATURE  
COLLECTION



Floor



Outdoor

R11











INNOTECH

RAK CERAMICS

KLIMA

RAK CERAMICS LAB

PORCELAIN TILES | Matt • Rectified • Smooth

NAME		COLOUR	SURFACE	60x120 cm				
MAREMMA 20 mm		SAND	MATT	A12GMRMA-SNDY6X7R				
		GREY	MATT	A12GMRMA-GRY6X7R				
		COPPER	MATT	A12GMRMA-COPY6X7R				
Sizes (cm)	Thickness (mm)		Pieces X 	M² X 	Kg X 	 X  Eu. Pallet	M² X  Eu. Pallet	kg X  Eu. Pallet
60x120	20		1	0.72	33	30	21.6	990






Outdoor


# RAK STONE 2.0

RAK STONE 2.0 GREY






Floor



Outdoor



R11









INNOTECH

RAK CERAMICS

KLIMA

RAK CERAMICS LAB

PORCELAIN TILES | Matt • Rectified • Smooth

NAME	COLOUR	SURFACE	60x120 cm				
RAK STONE 2.0 20 mm	 GREY	MATT	A12GRTOE-GRY.Y6X7R				
Sizes (cm)	Thickness (mm)	Pieces X 	M² X 	Kg X 	 X  Eu. Pallet	M² X  Eu. Pallet	kg X  Eu. Pallet
60x120	20	1	0.72	33	30	21.6	990



OUTDOOR



Outdoor  
**RAPOLANO**

NEW



OUTDOOR



Outdoor

# RAPOLANO

RAPOLANO LIGHT BEIGE




RAPOLANO BEIGE




RAPOLANO GREY






Floor



Outdoor






R11



OUTDOOR

PORCELAIN TILES | Matt • Rectified • Smooth

NAME	COLOUR	SURFACE	60x90 cm
RAPOLANO	 LIGHT BEIGE	MATT	A03GRLMB-LBEY0X7R
	 BEIGE	MATT	A03GRLMB-BEEY0X7R
	 GREY	MATT	A03GRLMB-GRY0X7R

Sizes (cm)	Thickness (mm)	Pieces X 	M² X 	Kg X 	 X  Eu. Pallet	M² X  Eu. Pallet	kg X  Eu. Pallet
60X90	20	1	0.54	24	45	24.3	1103

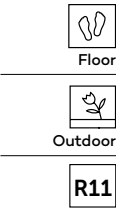
Outdoor

# STONE LAGOON










STONE LAGOON GREY



STONE LAGOON SAND



PORCELAIN TILES | Matt • Rectified • Smooth

NAME	COLOUR	SURFACE	60x120 cm				
STONE LAGOON x20 mm	 GREY	MATT	A12GSNOG-GRY.Y6X7R				
	 SAND	MATT	A12GSNOG-SND.Y6X7R				
Sizes (cm)	Thickness (mm)	Pieces X 	M² X 	Kg X 	 X  Eu. Pallet	M² X  Eu. Pallet	kg X  Eu. Pallet
60x120	20	1	0.72	33	30	21.6	990



OUTDOOR



Outdoor

# SURFACE 2.0 OUTDOOR

SURFACE 2.0 OUTDOOR COOL GREY



SURFACE 2.0 OUTDOOR MID GREY



SURFACE 2.0 OUTDOOR ASH




SURFACE 2.0 OUTDOOR SAND




SURFACE 2.0 OUTDOOR NIGHT

















Floor



Outdoor

R11

PORCELAIN TILES | Matt • Rectified • Smooth

NAME		COLOUR	SURFACE	60x60 cm			
SURFACE 2.0 OUTDOOR 20 mm		COOL GREY	MATT	A06GZSUR-CGY.M0T5R			
		MID GREY	MATT	A06GZSUR-MGY.M0T5R			
		ASH	MATT	A06GZSUR-ASQ.M0T5R			
		SAND	MATT	A06GZSUR-SN0.M0T5R			
		NIGHT	MATT	A06GZSUR-NT0.M0T5R			
Sizes (cm)	Thickness (mm)	Pieces X 	M² X 	Kg X 	 X  Eu. Pallet	M² X  Eu. Pallet	kg X  Eu. Pallet
60x60	20	2	0.72	32	30	21.6	981





## Countertop

**A multifunctional material that makes a statement**

The countertop collection is the next generation of large format tiles that are versatile and highly technical. They are perfect for kitchen countertops, vanity tops and furniture application for residential and commercial settings. Through-body veining is our innovative breakthrough in reproducing natural marble and stone veins that pass through the thickness of the slab's body. This technology gives our slabs a unique design feature, having a consistent marble veining, from the surface to the body until the base – a total synchronisation.

Our countertops also come available as a CookingRAK slab, which is designed to create a multifunctional kitchen space ideal for daily use. Integrating the system into the countertop opens up possibilities for users to prepare, cook and dine in the same place.









# A one-of-a-kind hidden induction cooking system

- 
CHEMICAL RESISTANT
- 
HEAT RESISTANT
- 
ENVIRONMENT-FRIENDLY
- 
EASY TO CLEAN
- 
WATER RESISTANT
- 
STAIN RESISTANT
- 
HYGIENIC

CookingRAK is designed to create a multifunctional kitchen space ideal for daily use. Integrating the system into the countertop opens up possibilities for users to prepare, cook and dine in the same space \_ a seamlessly designed kitchen top made for dining and entertaining. CookingRAK is a technology that combines the high performance of RAK Ceramics porcelain slabs and the innovative induction system that operates through a magnetic field.

Porcelain has always been the ideal choice for kitchen countertops as it's a durable material resistant to heat, stain, and scratch. It's also resistant to moisture and does not easily stain, making it easier to clean. Safety in the kitchen is a matter of great importance, and with CookingRAK's induction system, the countertop surface does not heat up. Instead, as it works using electromagnetic currents, it will only heat the cookware placed over the hob. With remarkable features, CookingRAK will transform any kitchen into a space where the best experiences are lived.





## “Sometimes, evolution is invisible”

The 3-star Michelin Chef Massimo Bottura, in the intimacy of his kitchen, tells us a revolutionary story, a story where what is “invisible” becomes visible and changes things. We are at Casa Maria Luigia, in the heart of the Emilian countryside, where flavours dance and passion is the real engine of extraordinary feats.

“The main concept that has driven my work over the last 25 years is evolving tradition. We cannot ignore flavours that have been distilled over centuries of history, but our kitchen is also a laboratory in which we observe, experiment, collaborate, and share, drawing inspiration from the team’s cultural biodiversity. When I think of the new CookingRAK top, the first thing that comes to mind is “beauty”. Natural materials, clean shapes, and straightforward lines. Creating “beautiful” things is extremely difficult, especially in the kitchen. You must create something that is functional for what you need to do while also being simple; this is the most difficult aspect. Technology, for example, is extremely important in the kitchen. There is nothing without technology.”

CookingRAK is technology and design, it’s invisible and designed to give maximum emphasis to the preparation of dishes. But it is also an element around which people live and discuss and in Massimo Bottura’s kitchen, conviviality is extremely important.

“My entire childhood was spent huddled around a large dining room table with my five brothers, mum, dad, uncles and grandmothers. My passion for this profession stems from that sense of movement, the loud chatter, the confusion, and the sense of food as a bond. My family has grown today. My team represents my family and my future. When we reach out to people from different backgrounds and cultures, we share ideas and knowledge and grow together. Consider this beautiful, essential, natural surface on which you can cut, cook, clean, and eat all at the same time. You can have your team there, as well as guests and friends.”

CookingRAK is as revolutionary as the small but exceptional ideas. It’s invisible, like innovation, like genius. It’s simple, it’s beautiful, it’s social and it’s green, because it’s very careful about limiting waste and in the kitchen, wasting things is not allowed... much less energy. CookingRAK uses less energy than traditional electrical systems, without compromising the quality of the preparations. Externally there is beauty, inside there is innovation and creativity... invisible, but powerful, as something unexpected. Because sometimes evolution is invisible.

Countertop

COUNTERTOP COLLECTION

BLU DEL BELGIO BLUE



CLASSIC CARRARA GREY



UNI DARK BLACK



CALACATTA AFRICA WHITE



VERSILIA MARBLE



SURFACE XL COOL GREY



TAJ MAHAL



BLU DEL BELGIO CLAY



MEDICEA MARBLE



CALACATTA GOLD WHITE



SURFACE XL OFF WHITE



SURFACE XL SAND





BLACK BEAUTY





BRECCIA ADIGE GREY





















**V2**

**Countertop**

**Domestic**

**Light Commercial**

PORCELAIN TILES | Matt • Rectified • Smooth

NAME		COLOUR	SURFACE	135x305 cm
COUNTERTOP COLLECTION		BLU DEL BELGIO BLUE	POLISHED	A83GZBLB-BL0.G0C2P
		BLU DEL BELGIO CLAY	POLISHED	A83GZBLB-CL0.G0C2P
		CALACATTA GOLD WHITE	POLISHED	A83GCTAG-WHE.N0X2P
		CALACATTA AFRICA WHITE	POLISHED	A83GCCAF-WHE.N0X2P
		CLASSIC CARRARA GREY	POLISHED	A83GZCRR-GY0.G0C2P
		MEDICEA MARBLE	POLISHED	AGB83MDMBHWHZHSC2P
		UNI DARK BLACK	POLISHED	A83GMAXI-DBK.X0C2P
		VERSILIA MARBLE	POLISHED	AGB83VSMBHWHZHSC2P
		BLACK BEAUTY	MATT	A83GBBKB-NEO.M0X2R
		CALACATTA AFRICA WHITE	MATT	A83GCCAF-WHE.M0X2R
		CLASSIC CARRARA GREY	MATT	A83GZCRR-GRY.M0X2R
		SURFACE XL OFF WHITE	MATT	AGB83ZSFXOWHZMSNLR
		SURFACE XL COOL GREY	MATT	AGB83ZSFXCGYZMSNLR
		SURFACE XL SAND	MATT	AGB83ZSFXSANZMSNLR
		BLU DEL BELGIO BLUE	HONED	A83GZBLB-BLE.O0X2P
		BLU DEL BELGIO CLAY	HONED	A83GZBLB-CLA.O0X2P
		BRECCIA ADIGE GREY	HONED	A83GBRAE-GRY.O0X2P
		TAJ MAHAL	HONED	A83GTHMH-PRLOOX2P

Sizes (cm)	Thickness (mm)	Pieces X 	M² X 	Kg X 	 X  Eu. Pallet	M² X  Eu. Pallet	kg X  Eu. Pallet
135x305	145	1	4,12	160	10	4120	1600








## Developed by RAK Ceramics lab

Innovation is the heart of RAK Ceramics' philosophy. The company is a pioneer in introducing hi-tech innovations that are a breakthrough in the industry and a world leader in the production of ceramic and porcelain tiles, ideal for use in indoor and outdoor spaces, for wall and floor coverings, for residential, retail and industrial projects.

A wide range of technologies are used at the state-of-the-art plants including big slabs pressing technology, advanced digital printing technology for industrial decoration and effects, translucent, double and triple charged feeding systems, digital soluble salts, thermal resistant komfy glaze, slim, anti-microbial, glow in the dark, and other advanced technologies.

RAK Ceramics is known for the wide product range and size range and for its ability to produce bespoke ranges for both small and large scale projects, enabling its clients to bring their idea to life.





# INNOTECH - RAKCERAMICS LAB



Antibacterial solution for healthier environment



Antislip technology for indoor and outdoor application



Surface capable to absorb and repel heat or cold according to individual needs



Technical and versatile surfaces suitable for any kind of usage




3D texture, surfaces, colours in unique materials

# INNOTECH - RAKCERAMICS LAB



Antibacterial solution for healthier environment



High definition structures using digital technology



Sustainable surfaces and designs made up to 95% of recycled materials



Body through stone and marble veining



Backlighting high tech



Extra matt surface with no glossy

# RAK SANIT



Antibacterial solution for healthier environment

RAK-Sanit is a complete solution that includes porcelain and ceramic tile collections that reduce bacterial contamination and contribute to a healthier living and working environment owing to its antibacterial properties given by silver nitrate compounds.

RAK-Sanit antibacterial collection of wall and floor tiles features antibacterial technology that is permanently integrated into the tile surface. Once bacteria come into contact with the tiled surface, the silver ions initiate the elimination cycle. Silver ions in the antibacterial tile surface bind to enzymes, proteins, cell membranes, and the DNA of the microbe to damage DNA and block reproduction, resulting in the death of the organisms.

# KLIMA



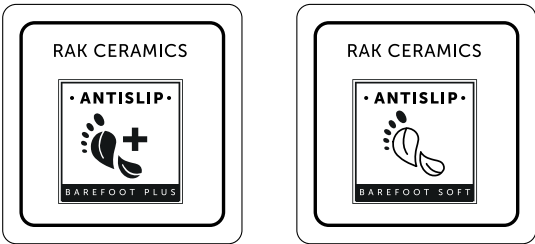
Surface capable to absorb and repel heat or cold according to individual needs

Klima is a new generation ceramic that, thanks to special materials, is able to resist to cold or warm temperatures according to individual needs and to keep the same temperature as the surrounding environment.

When applied to indoor flooring, Klima retains room heat and releases it over the entire surface, producing a warmer feel than a standard floor. When installed on outdoor flooring, Klima resists to the heat from sunlight and remains cool and pleasant to walk on with bare feet. Even with significant sun exposure, the surface is not burning hot and floor keeps the same temperature as the surrounding environment. On ventilated external façades, Klima helps limit heat dispersion while maintaining a steady indoor temperature. An innovative solution that helps reduce room energy demands.

Klima tiles are suitable for indoor and outdoor applications, for flooring or external walls, to achieve maximum comfort with minimum energy impact.

# ANTISLIP BAREFOOT



Antislip technology for indoor and outdoor application

The Antislip Barefoot + technology gives porcelain tiles excellent non-slip performance and a pleasant feel, with a special roughness imperceptible to the touch.

With their technical characteristics that increase the safety and functionality of floors, they are ideal for indoor and outdoor applications for both commercial and residential settings.

# HIGH PERFORMANCE



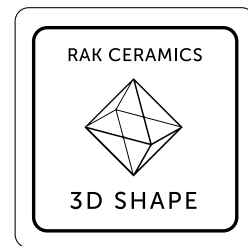
Technical and versatile surfaces suitable for any kind of usage

With a dedicated production technology able to deliver the most modern high-performing surface solution, a new variety of full-body porcelain stoneware is created. These tiles are produced using the most modern system and quality materials resulting in an extraordinary natural, high-performing variety of porcelain tiles with unique characteristics and limitless applications.

Its natural and structured features make it the perfect solution for architects' and interior designers' contemporary design needs.



## 3D SHAPE




3D texture, surfaces, colours in unique materials

3D Shape is an innovative technology that combines realism and aesthetic perfection into a tile.

Each surface has varied depths and three-dimensionality, creating a visual play of 3D texture and colour, perfect for adding movement to walls and floors in interiors and exterior environments.

## SYNC EFFECT



High definition structures using digital technology

Sync Effect is a technology that creates highly defined tiles through embossed graphics and material structure on smooth and textured surfaces. The material merges with the body of the tile to create unique and realistic designs, rich in detail and depth.

## THROUGH BODY VEINS



Body through stone and marble veining

Through-Body Veining is RAK Ceramics' innovative breakthrough in reproducing natural marble and stone veins that pass through the thickness of the porcelain slab's body. This technology gives porcelain slab a unique design feature, having a consistent marble veining, from the surface to the body until the base - a total synchronization.

## LUCE



Backlighting high tech

Light becomes a design tool in the hands of the designer with the Maximus Luce translucent slabs, which enrich any environment thanks to its backlighting technology. It is an absolute novelty that will inspire creativity.

With its varied graphics and colours inspired by the most precious marbles and onyx, plus its exceptional feature of transmitting light through, Luce is the perfect solution for sophisticated commercial and residential applications.

## ORBIT 3Rs



Sustainable surfaces and designs made up to 95% of recycled materials

Orbit 3Rs is one of the latest innovations created by RAK Ceramics R&D laboratories which produces sustainable and high-performance tiles that contributes to the reduce, reuse and recycle concept. The tiles are manufactured with up to 95% recycled materials from wastes generated during the manufacturing process of ceramic tiles.

Orbit 3Rs tiles meet the architectural requirements of environmentally sustainable and durable products, making them ideal for new construction trends and tailoring private homes for both outdoor and indoor environments.

## ABSOLUTE MATT

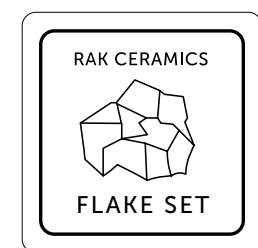


Extra matt surface with no glossy

Absolute Matt is the most recent innovation developed by RAK Ceramics R&D laboratories, which takes the concept of matte to new heights by enabling tiles to achieve an extra-matt surface; with zero reflection and a completely non-glossy finish.

Absolute Matt enhances the tile's natural texture and durability, satisfying any design project's aesthetic and functional requirements.

## FLAKE SET




The process starts by getting flakes from atomized COLOUR body powder. The flakes are blended with the raw clay, which is then molded and fired at high temperatures to ensure the flakes are evenly distributed and firmly set. Perfect for countertops and visible tile edges, FlakeSet technology redefines elegance by beautifully emulating the look of natural stone, now seamlessly integrated throughout the tile.

## We play our role for a better environment and society

Sustainability in every sphere of business is one of the main elements of the RAK Ceramics mission statement. The company is committed to practising environmental stewardship throughout its manufacturing chain – from product design and efficient operations processes – and to playing an active role in building a better community by enhancing the surrounding environment. Organisations' activities improve energy efficiency, reduce pollution, enhance biodiversity and improve the quality of life for both people in the communities it operates in and for its workforce. It recycles natural raw materials to help conserve natural resources and adopts clean development mechanism (cdm) projects to reduce carbon emissions during the manufacturing process.

RAK Ceramics is the first ceramics manufacturing company in its region to produce a global reporting initiative (gri) sustainability and corporate social responsibility (csr) report, based on the latest gri-gr4 guidelines. RAK Ceramics is a founding member of Emirates Green Building Council, which supports the development of sustainable buildings in the UAE.







## Quality makes us different

RAK Ceramics was the first company in United Arab Emirates to be awarded with **ISO 9001 certification** by internationally recognised UK certification body “CICS” (Ceramic Research Institute Certification Scheme) for ceramics tiles and sanitarywares. Bureau Veritas Certifications verified the implementation of RAK Ceramics’ quality management system and certified the company in compliance with the requirements of **ISO 9001:2015** with the scope covering the design, development, production and supply of ceramics and porcelain floor and wall tiles, slabs and vitreous china sanitarywares.

Bureau Veritas Certifications also certified RAK Ceramics for **ISO 14001:2015 Environmental Management System**.


RAK Ceramics manufactures ceramic tiles according to the latest version of ISO 13006 and/or EN 1441 standards with equivalent ANSI A137.1 American national standard specifications for ceramics tiles.

Its Testing Laboratory is operating in accordance to **ISO/IEC 17025** accredited by NATA (National Association of Testing Authorities, Australia).

Being a corporate member of EGBC (Emirates Green Building Council), RAK Ceramics supports the promotion and development of sustainable buildings in United Arab Emirates.

## A track record of expertise

RAK Ceramics' products feature in a wide range of projects: from private residential interiors to some of the most iconic buildings in the world. From the Burj Al Arab, Atlantis on The Palm and Ferrari World, to Dubai Duty Free, Wembley Stadium, The O2 Arena, Mercedes Benz Showrooms, Airports, Residential Developments and Shopping Malls all over the world.





TECHNICAL FEATURES

PORCELAIN TILES (BIa - GL) :

Porcelain tiles are manufactured using pure, selectively imported raw materials mixed using the most advanced extraction and sorting techniques; they are obtained with a production process similar to that of single-fired tiles. The resulting product is top-quality porcelain tile, obtained by raw materials wet grinding, followed by partial drying by spraying, silo storage to allow homogenization of properties, and pressing with highly efficient hydraulic presses up to specific pressures more than 500 kg/cm2. The high pressure combined with high firing temperature exceeding 1200 °C results in highly compact & strong ceramic surface with very low water absorption (lower than 0.4% according to UNI EN ISO 10545-3 standard test method) and extremely high mechanical resistance (average value exceeding 40 N/mm2 according to UNI EN ISO 10545-4 standard test method). Thanks to their low porosity, these porcelain tiles are frost-proof and rated as belonging to the BIa GL class according to the International Standard ISO 13006 and European Standard UNI EN 14411 which requires water absorption ≤ 0.5%.

RAK Ceramics porcelain tiles are available in a wide range of designs, sizes and finishes.

ADVICE ON LAYING

Although our porcelain tiles can be installed using traditional cement mortars, we advise using modern adhesives. While installing on wall, the two-layer spreading system is recommended to perfectly wet the back of the tile. Quickly dipping each tile in water before installation will remove any dust on the back of the tile for perfect adhesion. Do not wet the tiles if you are using vinyl, acrylic resin adhesives or two-component organic-solvent based adhesive. It is advisable to incorporate suitable shrinkage - flexion joints (movement/ expansion joints) when installing on large floors: the joints should never be spaced more than 4 - 5 linear meters apart indoors and 3 linear meters apart outdoors. Be careful while using strong coloured grouts as they might leave stains on the surface of the tiles that may be difficult to remove later.

TECHNICAL CHARACTERISTICS - PORCELAIN TILES (BIa - GL)

RAK Ceramics Specifications					
	Test Description	Standard Test Method	International Standard ISO 13006	(Rectified)	(Unrectified)
	Length & Width	BS EN ISO 10545-2	+/- 0.6%	+/- 0.1%	+/- 0.3%
	Thickness	BS EN ISO 10545-2	+/- 5.0%	+/- 5.0%	+/- 5.0%
	Rectangle Squareness	BS EN ISO 10545-2	+/- 0.5%	+/- 0.2%	+/- 0.4%
	Straightness of sides	BS EN ISO 10545-2	+/- 0.5%	+/- 0.2%	+/- 0.3%
	Surface Flatness	BS EN ISO 10545-2	+/- 0.5%	+/- 0.3%	+/- 0.3%
	Water Absorption	BS EN ISO 10545-3	<=0.5%	<=0.4%	<=0.4%
	Modulus of Rupture	BS EN ISO 10545-4	>=35 N/mm2	>=40 N/mm2	>=40 N/mm2
	Breaking Strength	BS EN ISO 10545-4	>=1300N	>=1600N	>=1600N
	Resistance to surface abrasion	BS EN ISO 10545-7	Manufacturer to state Abrasion Class	PEI Class 2 -5	PEI Class 2 -5
	Linear Thermal Expansion	BS EN ISO 10545-8	<=9x10 <sup>-6</sup> °C <sup>-1</sup>	<=7x10 <sup>-6</sup> °C <sup>-1</sup>	<=7x10 <sup>-6</sup> °C <sup>-1</sup>
	Resistance to Thermal Shock	BS EN ISO 10545-9	No visible defect	No visible defect	No visible defect
	Crazing Resistance	BS EN ISO 10545-11	No crazing	No crazing	No crazing
	Frost Resistance	BS EN ISO 10545-12	No visible damage	No visible damage	No visible damage
	Resistance to chemicals	BS EN ISO 10545-13	No visible defect	No visible defect	No visible defect
	Resistance to stains	BS EN ISO 10545-14	Manufacturer to state class	Stain removed Min. class 4	Stain removed Min. class 4
	Colour Resistance to UV Light	DIN 51094	No change in colour	No change in colour	No change in colour

**Note** : Shade variation across the batches is inherent to the manufacturing process and the pre-laying colour comparison is recommended

TECHNICAL FEATURES
















FULL BODY PORCELAIN TILES (BIA - UGL) :

Full body porcelain tiles are manufactured using pure, selectively imported raw materials mixed using the most advanced extraction and sorting techniques; they are obtained with a production process similar to that of single-fired tiles. The resulting product is top-quality porcelain tile, obtained by raw materials wet grinding, followed by partial drying by spraying, silo storage to allow homogenization of properties, and pressing with highly efficient hydraulic presses up to specific pressures more than 500 kg/cm2. The high pressure combined with high firing temperature exceeding 1200 °C results in highly compact & strong ceramic surface with very low water absorption (lower than 0.1% according to UNI EN ISO 10545-3 standard test method) and extremely high mechanical resistance (average value exceeding 40 N/mm2 according to UNI EN ISO 10545-4 Standard test method). Full body porcelain are suitable for heavy traffic areas as they are characterized by a deep abrasion resistance (equal to 150 mm3 of removed material, as opposed to the 175 mm3 provided for by the UNI EN ISO 10545-6 standard test method). Thanks to their low porosity, these tiles are frost-proof and rated as belonging to the Bia UGL class according to the International Standard ISO 13006 and European Standard UNI EN 14411 which requires water absorption ≤ 0.5%. Chemical acid and base resistance (UNI EN ISO 10545-13 standard test method) makes full body porcelain tiles suitable for environments where aggressive chemicals are used, e.g. food processing factories, hospitals, chemical or pharmaceutical plants. The full body porcelain tiles are available in a wide range of sizes and surfaces (slip-resistant finish also available).

ADVICE ON LAYING

Although our full body porcelain tiles can be installed using traditional cement mortars, we advise using modern adhesives. For large sizes over 40x40cm, outdoor and wall installations, the two-layer spreading system is recommended to perfectly wet the back of the tile. Quickly dipping each tile in water before installation will remove any dust on the back of the tile for perfect adhesion. Do not wet the tiles if you are using vinyl, acrylic resin adhesives or two-component organic-solvent based adhesive. It is advisable to incorporate suitable shrinkage - flexion joints (movement/ expansion joints) when installing on large floors: the joints should never be spaced more than 4 - 5 linear meters apart indoors and 3 linear meters apart outdoors. Be careful while using strong coloured grouts as they might leave stains on the surface of the tiles that may be difficult to remove later.

TECHNICAL CHARACTERISTICS - FULL BODY PORCELAIN TILES (BIA - UGL)

RAK Ceramics Specifications					
	Test Description	Standard Test Method	International Standard ISO 13006	(Rectified)	(Unrectified)
	Length & Width	BS EN ISO 10545-2	+/- 0.6%	+/- 0.1%	+/- 0.3%
	Thickness	BS EN ISO 10545-2	+/- 5.0%	+/- 5.0%	+/- 5.0%
	Rectangle Squareness	BS EN ISO 10545-2	+/- 0.5%	+/- 0.2%	+/- 0.4%
	Straightness of sides	BS EN ISO 10545-2	+/- 0.5%	+/- 0.2%	+/- 0.3%
	Surface Flatness	BS EN ISO 10545-2	+/- 0.5%	+/- 0.2%	+/- 0.3%
	Water Absorption	BS EN ISO 10545-3	<=0.5%	<=0.1%	<=0.1%
	Modulus of Rupture	BS EN ISO 10545-4	>=35 N/mm2	>=40 N/mm2	>=40 N/mm2
	Breaking Strength	BS EN ISO 10545-4	>=1300N	>=1500N	>=1600N
	Resistance to deep abrasion	BS EN ISO 10545-6	<=175/mm³	<=150/mm³	<=150/mm³
	Linear Thermal Expansion	BS EN ISO 10545-8	<=9x10 <sup>-6</sup> °C <sup>-1</sup>	<=7x10 <sup>-6</sup> °C <sup>-1</sup>	<=7x10 <sup>-6</sup> °C <sup>-1</sup>
	Resistance to Thermal Shock	BS EN ISO 10545-9	No visible defect	No visible defect	No visible defect
	Frost Resistance	BS EN ISO 10545-12	No visible damage	No visible damage	No visible damage
	Resistance to chemicals	BS EN ISO 10545-13	No visible defect	No visible defect	No visible defect
	Resistance to stains	BS EN ISO 10545-14	Manufacturer to state class	Stain removed Min. class 2	Stain removed Min. class 2
	Colour Resistance to UV Light	DIN 51094	No change in colour	No change in colour	No change in colour

**Note** : Shade variation across the batches is inherent to the manufacturing process and the pre-laying colour comparison is recommended



TECHNICAL FEATURES

RED BODY AND WHITE BODY CERAMIC TILES (BIII):

Red body and white body Ceramic tiles are made with finest quality clays and with chamotte (a ceramic raw material with high percentage of silica). These raw materials are submitted to dry grinding and suitably mixed and wet and then pressed with hydraulic presses. Quick-cycle support firing is obtained via roller kilns reaching temperatures of approximately 1130 °C. After biscuit glazing, the vitrified product is sintered in a single-layer roller kiln at approximately 1030 °C. The resulting wall tiles have an average bending strength that is higher than 16 N/mm2 in accordance with the UNI EN ISO10545-4 standard test method and a water absorption level that is higher than 10 %; they belong to the BIII (GL) group according to the International Standard ISO 13006 and UNI EN 14411 standard. This class of products shows virtually no shrinkage during firing; therefore such dimensional consistency results in extremely easy laying.















ADVICE ON LAYING

Ceramic Red and White body tiles can be laid using either tile adhesives or cement mortar. Under no circumstances should the tiles be wet before laying when using acrylic or vinyl resin based adhesives or two- component organic solvent based adhesives. When laying large sized tiles it is best to adopt the two layer spreading method and, when the laying surface is very large, to provide for suitable expansion joints which must not be spaced more than 4-5 linear meters apart from one another.

IMPORTANT POINTS TO REMEMBER WHILE LAYING THESE TILES

When laying on wet concrete or plaster, leave to dry for at least one week for each centimetre of thickness. When laying on brick, never lay on tile adhesive measuring more than 4-5 mm in thickness. For laying on flexible supports (for example plasterboard panels, polymer panels, etc.) which may result in movement of the tiles, we advise laying on tile adhesive measuring no more than 2-3 mm in thickness and to use class C2 or D1 glues. For laying on waterproof brick, which prevents the release of damp, we advise laying on tile adhesive measuring no more than 3 mm in thickness and to use class C2 or D1 glues. Avoid laying without expansion joints or joints where stress due to expansion is released directly onto the tile.

TECHNICAL CHARACTERISTICS - RED BODY AND WHITE BODY CERAMIC TILES (BIII)

	Test Description	Standard Test Method	International Standard ISO	RAK Ceramics Specifications
	Length & Width	BS EN ISO 10545-2	+/- 0.5%	+/- 0.3%
	Thickness	BS EN ISO 10545-2	+/-10%	+/- 5.0%
	Rectangle Squareness	BS EN ISO 10545-2	+/- 0.5%	+/- 0.4%
	Straightness of sides	BS EN ISO 10545-2	+/- 0.5%	+/- 0.3%
	Surface Flatness	BS EN ISO 10545-2	+/- 0.5%	+/- 0.3%
	Water Absorption	BS EN ISO 10545-3	10% < E <= 20%	10% <E <= 18%
	Modulus of Rupture	BS EN ISO 10545-4		
	Thickness > = 75mm		>=12 N/mm2	>=16 N/mm2
	Thickness < = 75mm		>=15 N/mm2	>=16 N/mm2
	Breaking Strength	BS EN ISO 10545-4		
	Thickness > = 75mm		>=600N	>=650N
	Thickness < = 75mm		>=200N	>=400N
	Resistance to surface abrasion	BS EN ISO 10545-7	Manufacturer to state Abrasion Class	Class 2 - 4
	Resistance to Thermal Shock	BS EN ISO 10545-9	No visible defect	No visible defect
	Crazing Resistance	BS EN ISO 10545-11	No crazing	No crazing
	Resistance to chemicals	BS EN ISO 10545-13	No visible effect	No visible effect
	Resistance to stains	BS EN ISO 10545-14	Manufacturer to state class	Stain removed Min. class 4
	Scratch Hardness : (Moh's)	EN 101	-	4 - 6

**Note** : Shade variation across the batches is inherent to the manufacturing process and the pre-laying colour comparison is recommended

TECHNICAL FEATURES















GRES WHITE BODY TILES (BIIA) :

Gres white body tiles are created by mixing raw materials including high quality white or red clays, quartz and feldspar in wet grinding ball mills. After grinding, a clay-based suspension of these materials called a slip is fed out of the mill then spray-dried to remove excess moisture. Following the spray drying process, the free flowing powder is pressed using advanced hydraulic presses with a specific pressing power exceeding 300 kg/cm2 in order to obtain a compact gres body. Once dried, the tiles are coated and decorated with glazes to make them aesthetically pleasing and meet our customers design requirements. The glazed tile body is then fired in roller kilns where temperatures of approximately 1200 °C are reached. The resulting product is normally a medium-to-low porosity (3% to 5%) tile, in compliance with the International Standard ISO 13006 and European Standard UNI EN 14411 standard and rated as belonging to the BIIa GL group with notable technological specifications such as the product flexural strength (average value: 30N/mm2 according to UNI EN ISO 10545-4 standard test method). As for wear resistance, this will depend on the type and colour of glazing and may change according to different products or collections. As a general rule, bright finishes are not recommended for heavy traffic floors or rooms opening onto outdoor areas, where sand or other abrasive materials are more likely to be brought in.

ADVICE ON LAYING

Our gres white body tiles can be laid using either traditional cement mortar or modern tile adhesives. When laying large size tiles, it is best to adopt the two-layer spreading system to ensure the adhesive is spread over 90 % of the tile surface. Quickly dipping each tile in water before installation will remove any dust on the back of the tile for perfect adhesion, however, do not wet the tiles if you are using vinyl, acrylic resin adhesives or two-component organic-solvent based adhesive. It is advisable to always incorporate suitable shrinkage-flexion joints (movement/expansion joints) which must not be spaced more than 4-5 metres apart from one another. These joints must be inserted not only between the tiles, but also reach the levelling compound below, consisting of either cement mortar or dry compound, depending on whether the tiles are set in the traditional manner or using a modern adhesive. The movement joints must be sealed with appropriate materials such as silicone or polyurethane-based sealants, depending on the anticipated traffic of the application area. Appropriate tile bedding layers should be used such as underlay, damp course, vapour barrier or any other layer necessary to prevent the tiles from detaching themselves or cracking due to water penetration.

TECHNICAL CHARACTERISTICS - GRES WHITE BODY TILES (BIIA)

	Test Description	Standard Test Method	International Standard ISO	RAK Ceramics Specifications
	Length & Width	BS EN ISO 10545-2	+/- 0.6%	+/- 0.3%
	Thickness	BS EN ISO 10545-2	+/-5.0%	+/- 5.0%
	Rectangle Squareness	BS EN ISO 10545-2	+/- 0.5%	+/- 0.4%
	Straightness of sides	BS EN ISO 10545-2	+/- 0.5%	+/- 0.3%
	Surface Flatness	BS EN ISO 10545-2	+/- 0.5%	+/- 0.4%
	Water Absorption	BS EN ISO 10545-3	3% < E <= 6%	3% <E <= 5%
	Modulus of Rupture	BS EN ISO 10545-4	>=22 N/mm2	>=30 N/mm2
	Breaking Strength	BS EN ISO 10545-4		
	Thickness > = 7.5mm		>=1000N	>=1100N
	Thickness < = 7.5mm		>=600N	>=800N
	Resistance to surface abrasion	BS EN ISO 10545-7	Manufacturer to state Abrasion Class	Class 2 - 4
	Resistance to Thermal Shock	BS EN ISO 10545-9	No visible defect	No visible defect
	Crazing Resistance	BS EN ISO 10545-11	No crazing	No crazing
	Resistance to chemicals	BS EN ISO 10545-13	No visible effect	No visible effect
	Resistance to stains	BS EN ISO 10545-14	Manufacturer to state class	Stain removed Min. class 4
	Scratch Hardness : (Moh's)	EN 101	-	4 - 6

**Note** : Shade variation across the batches is inherent to the manufacturing process and the pre-laying colour comparison is recommended



MAINTENANCE AND CLEANING OF TILES

- Maintenance of ceramic and porcelain tiles on dry surfaces is relatively easy. RAK Ceramics tiles are highly scratch and stain resistant.
- By regularly sweeping the floor, you can help avoid scratches that small pebbles or sand can create.
  - Make it a habit to always wipe the soles of your shoes on a mat before entering the house. Thoroughly wipe up any spills using plain warm water.
  - While they are not likely to stain your ceramic tiles, spills may stain the grout between the tiles and if they are left to sit for too long, may also stain the actual tiles.
  - Plain water is the ideal cleaner because it leaves no residue if you dry the surface of the tiles thoroughly after cleaning.
  - If tiles are left wet after cleaning, there may be some unsightly mineral residue after the water dries, but this can easily be removed by spot cleaning.
  - If stains resist cleaning with water alone, you can use a mild acidic solution, such as white vinegar. Use it highly diluted and rinse with plain water then dry.
  - As food stains are acidic in nature, try using a mild alkaline solution.
  - Use common detergents sparingly, rinse with plain water and dry thoroughly.

TILE-LAYING RECOMMENDATIONS

All RAK Ceramics products are subject to size and shade variations. Please check the size, batch number, caliber, tone, choice, colour, quality of the pieces before the installation, as no claims will be accepted once the tiles are installed.

Place some tiles on the floor – 2 or 3 sqm – and check the overall technical and aesthetic characteristics with care and check if there is enough product to finish the work.

Manufacturer's responsibility is only limited to replacement of defective material if any, prior to fixing of tiles and we will not entertain claim of any nature after the tiles are installed.

Therefore, if any issue is found on the delivered product, the contractor for installation or the client should not install the tiles. The issue should be communicated to RAK Ceramics for investigation and further action for resolution as required.

The substrate must be a compact cement bed. Levelling system ensures flatness between tiles avoiding movements during the mortar setting. This reduces the time for the ceramic laying obtaining a perfect lippage-free finish. Avoid movements between the tiles due to the mortar setting.

The width of grout joints must be established by the installation supervisor, unless grout widths are regulated by national laying standards. The grout colour should be selected according to the colour of the tile. We recommend to select a matching colour. Before using fine-grain coloured grout on lapped, polished or brushed products, always test it. If the pigment is very adhesive, it may be very difficult to remove.

We recommend to lay the tiles by using suitable adhesives for each kind of product and surface. As general rule, tiles must be installed in the same position. The minimum joint is 2 mm for rectified tiles, although we suggest a higher joint for big size products. After grouting, remove any excess product as quickly as possible by repeatedly washing the area with a sponge and water.

Steps to follow 1. First, set the tool to the scale according to the ceramic thickness. 2. Introduce the crossheads and continue laying the adjacent tiles. 3. Put the wedges in the crosshead manually. 4. Tighten the wedges with the pliers to level the pieces. 5. Allow for setting for the time recommended by the manufacturer of the adhesive cement. 6. Remove the crossheads. Hit the crosshead with a rubber mallet or with your foot in the direction of the joint. Do not hit the wedges.

The company will not accept any claim if this is due to the problems caused by not following these suggestions and instructions.

ICONS

COLOUR VARIATIONS



V1 EVEN

The least amount of shade variation attainable.



V2 LIGHT

Light to moderate shade variation within each carton.



V3 MEDIUM

Medium to high shade variation within each carton.

INDICATIONS FOR USE



WALL TILES



FLOOR TILES



COUNTERTOP SURFACE

SUGGESTED APPLICATIONS



DOMESTIC PURPOSE

Residential areas, hotel rooms, bathrooms



LIGHT COMMERCIAL TRAFFIC AREA

Indoor public areas subject to medium pedestrian traffic such as restaurants, bars, offices, shops, hotel public areas, convention rooms.



OUTDOOR

Outdoor public environments subject to medium pedestrian traffic such as outdoor terraces, stairs, corridors, raised paving, private garden, swimming pool and wellness areas. Always check the slipperiness characteristics according to the intended environment, in conformity with applicable regulations or laws.



HEAVY COMMERCIAL TRAFFIC AREA

Industrial floors such as warehouses, deposits, factories.

R RATING



R9

indicates a normal grip with an inclination plane from 3° to 10°



R10

indicates a medium grip with an inclination plane from 10° to 19°



R11

indicates a high grip with an inclination plane from 19° to 27°

CLASSIFICATION	TYPICAL APPLICATIONS	MEAN CRITICAL ANGLE VALUE
Class A	Barefoot, but mainly dry aisles and walkways, dry changing areas.	≥ 12 °
Class B	Shower rooms, pool surrounds, wet changing areas (plus all areas covered by Class A).	≥ 18 °
Class C	Areas constantly under water, e.g. steps into pools, foot baths, inclined pool surrounds, Jacuzzis (plus all areas covered by Class A and B).	> 24 °

In printing, colour of the products may differ slightly from actual, pictures are only for reference.

RAK CERAMICS  
Bradford House,  
Frenchmans Road,  
Petersfield,  
GU32 3AW  
Tel: 01730 237850  
Email: info.uk@rakceramics.com

RAKCERAMICS.COM