



Technical specifications

Dimensions: 500 x 360 mm

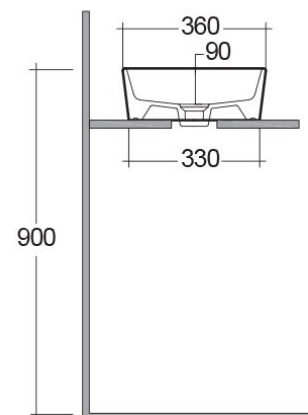
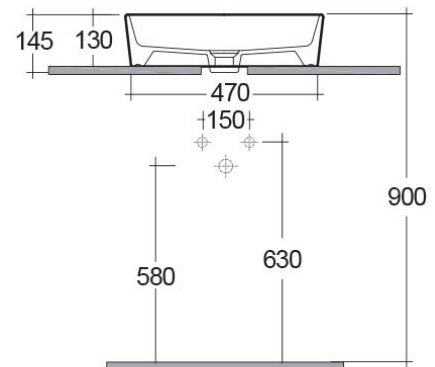
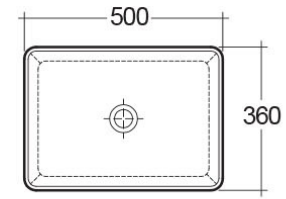
Weight: 11 Kg

Color: Alpine White

Shape of basin: Rectangle

Suites: [RAK-MOON](#)

Code	Name
HAR105AWHA	WASH BASIN COUNTER TOP RECTANGULAR 50CM



Dimensions: All dimensions in mm tolerance $\pm 5\%$ for below 200mm and $\pm 3\%$ for above 200mm.

Note: Due to a continuing development programme to improve design and performance, the manufacturer reserves all rights to vary specifications without prior information.

Please note accessories are for photographic use only.