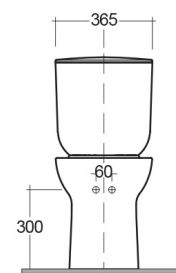
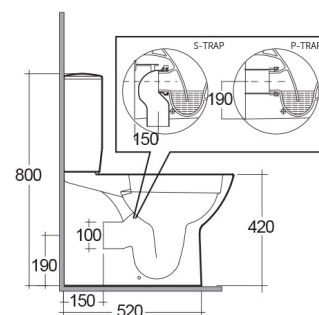
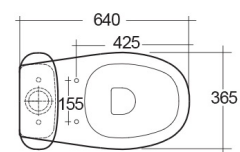


RAK-MORNING-COMFORT HEIGHT 42CM

Close Coupled | Water Closet

RAK
CERAMICS



TECHNICAL SPECIFICATIONS

Suite:	RAK-MORNING
Type:	Close Coupled
Dimensions:	640 x 365 mm
Weight:	29 Kg
Color:	Alpine White
Trap type:	P Trap & S Trap
Trapway type:	Concealed
Seat cover options:	None
Bowl shape:	Oval
Soft close:	yes
Flush Type:	Dual Flush
Flush Capacity:	Compatible with 6/3L dual flushing, 4,5/3L dual flushing, in accordance with en997-type 1

Code	Name
MORWC1146AWHA	MORNING WATER CLOSET RIMLESS CLOSE COUPLED P/S-TRAP 64CM
MORWT1800AWHA	MORNING WATER CLOSET TANK
MORSC3901WH	RAK-Morning Urea Soft Close Seat Cover

Dimensions: All dimensions in mm. Tolerance of vitreous china & fireclay items: $\pm 5\%$ for below 200mm and $\pm 3\%$ for above 200mm; for all other items tolerance $\pm 1\%$. Note: Due to a continuing development program to improve design and performance, the manufacturer reserves all rights to vary specifications without prior information. Please note accessories are for photographic use only.