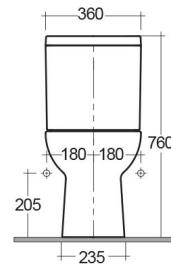
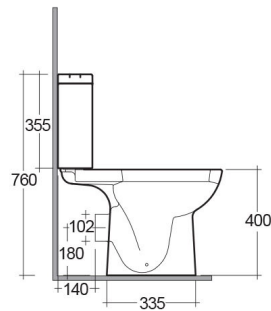
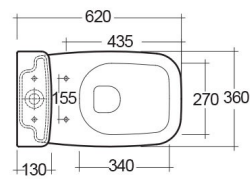


**RAK-ORIGIN**  
**Close Coupled | Water Closet**

**RAK**  
CERAMICS



**TECHNICAL SPECIFICATIONS**

Suite:	RAK-ORIGIN
Type:	Close Coupled
Dimensions:	620 x 360 mm
Weight:	31 Kg
Color:	Alpine White
Trap type:	P Trap
Trapway type:	Concealed
Seat cover options:	PP
Bowl shape:	Rounded Rectangle
Soft close:	yes
Flush Type:	Dual Flush
Flush Capacity:	Compatible with 6/3L dual flushing, 4,5/3L dual flushing, in accordance with en997-type 1

Code	Name
ORG11AWHA	ORIGIN WATER CLOSET CLOSE COUPLED P-TRAP 62CM
ORG10AWHA	ORIGIN WATER CLOSET TANK
YFG109C	ORIGIN UREA QUICK RELEASE SOFT CLOSE SC

YFG105C

RAK-Origin P.P. Quick Release Soft Close  
Seat & Cover

---

Dimensions: All dimensions in mm. Tolerance of vitreous china & fireclay items:  $\pm 5\%$  for below 200mm and  $\pm 3\%$  for above 200mm; for all other items tolerance  $\pm 1\%$ . Note: Due to a continuing development program to improve design and performance, the manufacturer reserves all rights to vary specifications without prior information. Please note accessories are for photographic use only.