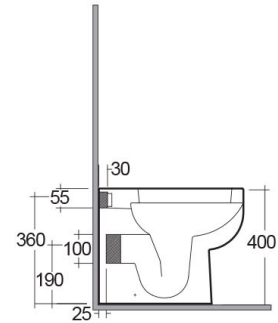
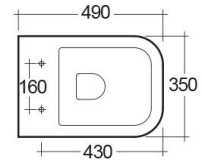


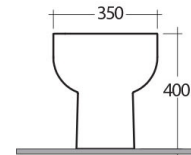
RAK-SERIES 600
Back to Wall | Water Closet

RAK
 CERAMICS



TECHNICAL SPECIFICATIONS

Suite:	RAK-SERIES 600
Type:	Back to Wall
Dimensions:	490 x 350 mm
Weight:	24 Kg
Color:	Alpine White
Trap type:	P Trap
Trapway type:	Concealed
Seat cover options:	Urea
Bowl shape:	Rounded Rectangle
Soft close:	yes
Flush Type:	Dual Flush



Code	Name
SE16AWHA	SERIES 600 WATER CLOSET BACK TO WALL P-TRAP 50CM

Dimensions: All dimensions in mm. Tolerance of vitreous china & fireclay items: ± 5% for below 200mm and ± 3% for above 200mm; for all other items tolerance ± 1%. Note: Due to a continuing development program to improve design and performance, the manufacturer reserves all rights to vary specifications without prior information. Please note accessories are for photographic use only.