

CUBIX 18/10 STAINLESS STEEL INSET OR UNDERMOUNT SINK

CBX3218R/



Size: 560 x 440 mm

Featuring a 15mm radius, Cubix offers a modern look thanks to its enhanced waste kit with complementary cover included as standard. Providing ease of installation, Cubix can also be installed as inset or undermount with dual fixings included with every sink. Available in a wide variety of bowl configurations.

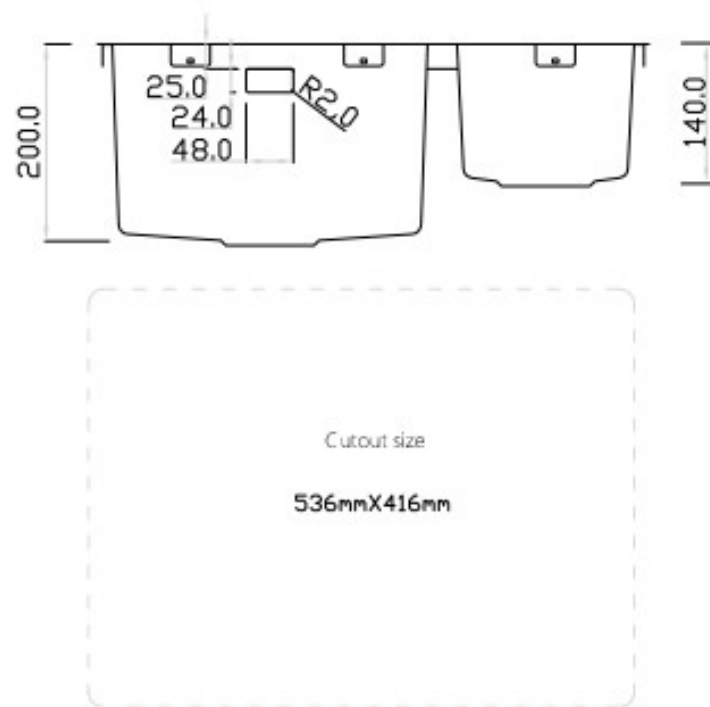
- Dual installation methods with both clips included, choose to either inset or undermount fit the Cubix range
- Slim profile top plate which sits flat against worktop when fitted as inset
- Hygienic rectangular overflow design

Waste kit and waste cover included

RANGEMASTER

SINKS & TAPS

Material	18/10 Stainless Steel
Material Gauge	1.0
Material Finish Bowl	Micro-Sheen™ Soft Brushed Finish
Material Finish Drainer	Micro-Sheen™ Soft Brushed Finish
Drainer Position	
Overall Length (mm)	560
Overall Width (mm)	440
Main Bowl Length (mm)	320
Main Bowl Width (mm)	400
Main Bowl Depth (mm)	300
Second Bowl Length (mm)	180
Second Bowl Width (mm)	400
Second Bowl Depth (mm)	140
Tap hole Size (mm)	
Waste Size (mm)	1 x 90
Waste Kit	Included with sink (1 x 90mm square BSW and overflow kit)
Min. Base Unit (mm)	600
Cutout Size Length (mm)	520 (undermount) / 544 (inset)
Cutout Size Width (mm)	400 (undermount) / 424 (inset)
Warranty Sinks (years)	25
Product Code	CBX3218R/
Barcode	5015834057194



Date of download: July 02, 2024

AGA Rangemaster continuously seeks improvements in specification, design and production of products and thus, alterations take place periodically. Whilst every effort is made to produce up-to date resources, the information included here is intended as a guide. Always refer to the product's installation instructions when fitting, installation work should be completed a professional tradesman.

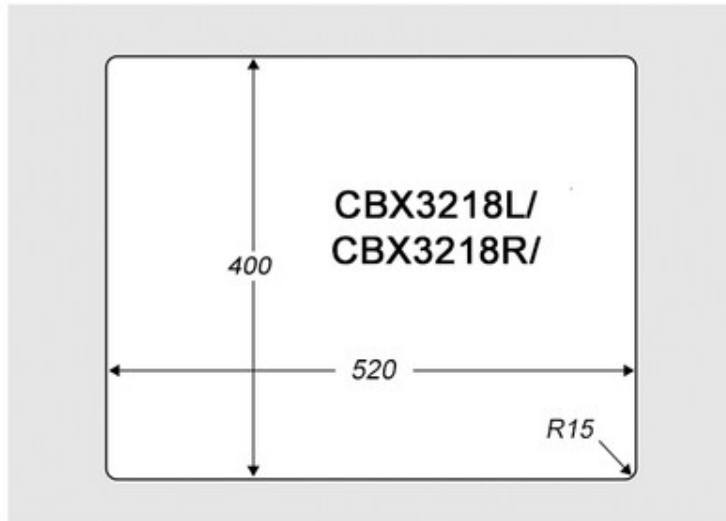
CUBIX 18/10 STAINLESS STEEL INSET OR UNDERMOUNT SINK

CBX3218R/

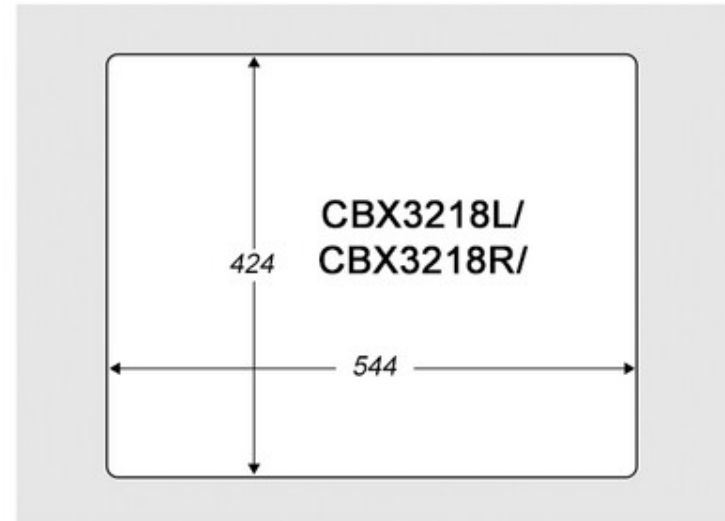
Cut Out Template

Dimensions in mm. Not to scale.

Undermount Installation



Inset Installation



Date of download: July 02, 2024

AGA Rangemaster continuously seeks improvements in specification, design and production of products and thus, alterations take place periodically. Whilst every effort is made to produce up-to date resources, the information included here is intended as a guide. Always refer to the product's installation instructions when fitting, installation work should be completed a professional tradesman.