

TOPAZ IGNEOUS GRANITE SINK

TOP1002CO/



Size: 1000 x 510 mm

Featuring sharp geometric bowls and a classic lined drainer design, the Topaz range will look equally at home in a contemporary or traditional kitchen.

- Igneous granite material, 80% quartz & 20% acrylic
- Modern drainer design
- Reversible design
- Waste kit included

RANGEMASTER

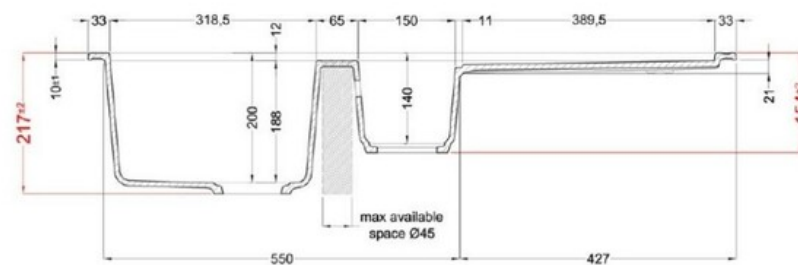
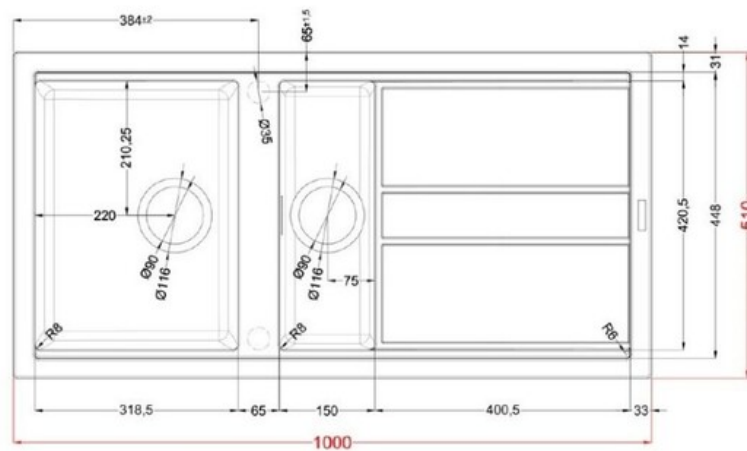
SINKS & TAPS

Material	Igneous Granite
Material Gauge	-
Material Finish Bowl	-
Material Finish Drainer	-
Drainer Position	Reversible
Overall Length (mm)	1000
Overall Width (mm)	510
Main Bowl Length (mm)	319
Main Bowl Width (mm)	421
Main Bowl Depth (mm)	200
Second Bowl Length (mm)	150
Second Bowl Width (mm)	421
Second Bowl Depth (mm)	140
Tap hole Size (mm)	1x 35
Waste Size (mm)	2 x 90
Waste Kit	Included with sink (2 x 90mm BSW & overflow kit)
Min. Base Unit (mm)	600
Cutout Size Length (mm)	980
Cutout Size Width (mm)	480
Warranty Sinks (years)	10
Product Code	TOP1002CO/
Barcode	5015834056401

Date of download: July 23, 2025

AGA Rangemaster continuously seeks improvements in specification, design and production of products and thus, alterations take place periodically. Whilst every effort is made to produce up-to date resources, the information included here is intended as a guide. Always refer to the product's installation instructions when fitting, installation work should be completed a professional tradesman.

TOP1002CO/



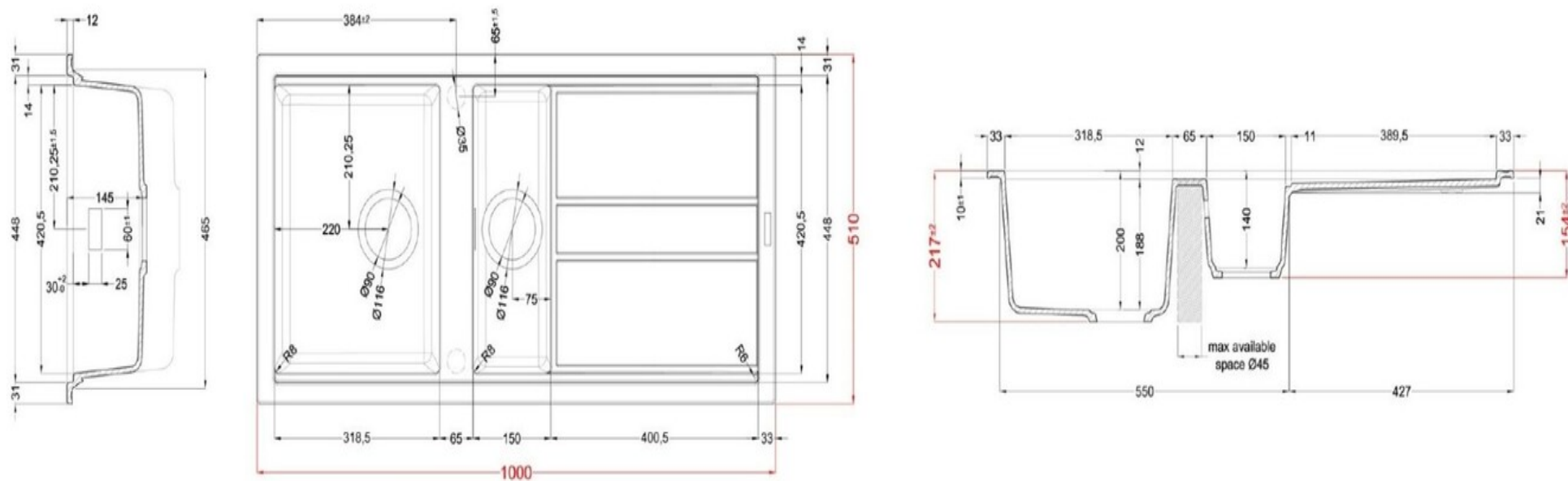
AGA Rangemaster continuously seeks improvements in specification, design and production of products and thus, alterations take place periodically. Whilst every effort is made to produce up-to date resources, the information included here is intended as a guide. Always refer to the product's installation instructions when fitting, installation work should be completed a professional tradesman.

TOPAZ IGNEOUS GRANITE SINK

TOP1002CO/

Cut Out Template

Dimensions in mm. Not to scale.



AGA Rangemaster continuously seeks improvements in specification, design and production of products and thus, alterations take place periodically. Whilst every effort is made to produce up-to date resources, the information included here is intended as a guide. Always refer to the product's installation instructions when fitting, installation work should be completed a professional tradesman.