

TOPAZ IGNEOUS GRANITE SINK
 TOP860AW/



Size: 860 x 510 mm
 Featuring sharp geometric bowls and a classic lined drainer design, the Topaz range will look equally at home in a contemporary or traditional kitchen.

- Igneous granite material, 80% quartz & 20% acrylic
- Modern drainer design
- Reversible design
- Waste kit included

RANGEMASTER
 SINKS & TAPS

Material	Igneous Granite
Material Gauge	-
Material Finish Bowl	-
Material Finish Drainer	-
Drainer Position	Reversible
Overall Length (mm)	860
Overall Width (mm)	510
Main Bowl Length (mm)	330
Main Bowl Width (mm)	421
Main Bowl Depth (mm)	200
Second Bowl Length (mm)	-
Second Bowl Width (mm)	-
Second Bowl Depth (mm)	-
Tap hole Size (mm)	1x 35
Waste Size (mm)	1 x 90
Waste Kit	Included with sink (1 x 90mm BSW & overflow kit)
Min. Base Unit (mm)	450
Cutout Size Length (mm)	840
Cutout Size Width (mm)	480
Warranty Sinks (years)	10
Product Code	TOP860AW/
Barcode	5015834056449

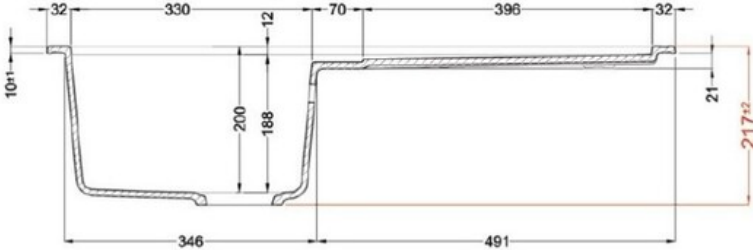
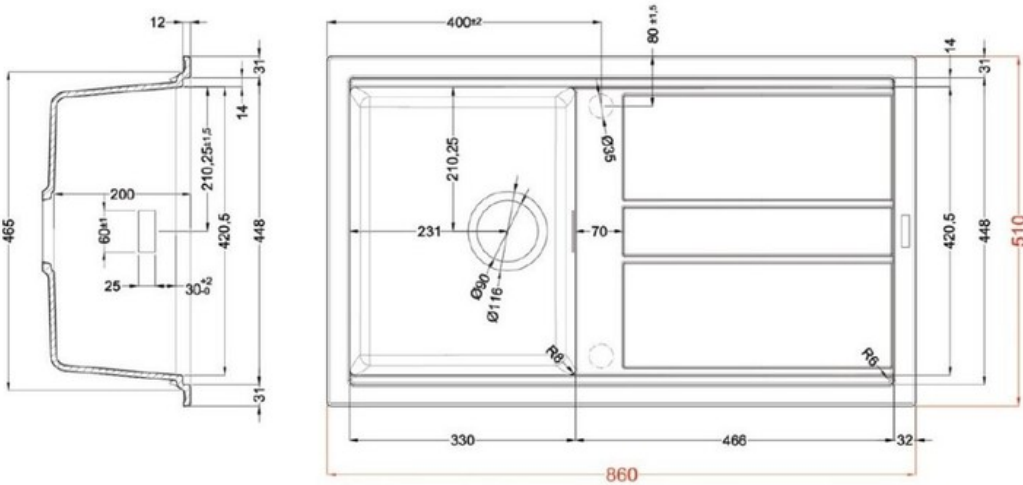
Date of download: July 24, 2025

AGA Rangemaster continuously seeks improvements in specification, design and production of products and thus, alterations take place periodically. Whilst every effort is made to produce up-to date resources, the information included here is intended as a guide. Always refer to the product's installation instructions when fitting, installation work should be completed a professional tradesman.

TOPAZ IGNEOUS GRANITE SINK

TOP860AW/

Technical Drawing



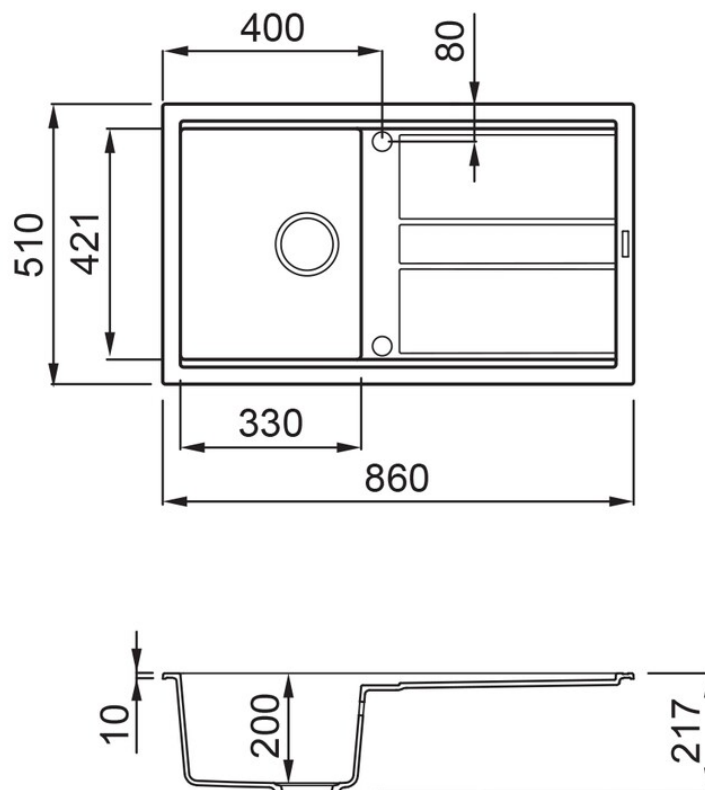
AGA Rangemaster continuously seeks improvements in specification, design and production of products and thus, alterations take place periodically. Whilst every effort is made to produce up-to date resources, the information included here is intended as a guide. Always refer to the product's installation instructions when fitting, installation work should be completed a professional tradesman.

TOPAZ IGNEOUS GRANITE SINK

TOP860AW/

Cut Out Template

Dimensions in mm. Not to scale.



AGA Rangemaster continuously seeks improvements in specification, design and production of products and thus, alterations take place periodically. Whilst every effort is made to produce up-to date resources, the information included here is intended as a guide. Always refer to the product's installation instructions when fitting, installation work should be completed a professional tradesman.