

SPECTRA 18/10 STAINLESS STEEL INSET OR UNDERMOUNT SINK  
SPE50GR/



Size: 540 x 440 mm

Create a striking sink area with Spectra, a new metallic PVD stainless steel collection, which is available in three sumptuous shades designed to add dimension and glamour to any contemporary kitchen scheme.

- PVD finish – three metallic shades to choose from
- Each sink is supplied with fittings for inset and undermount installation, which makes these sinks compatible with all worktop types.
- A PVD waste kit with coordinating coloured waste cover is included as standard.

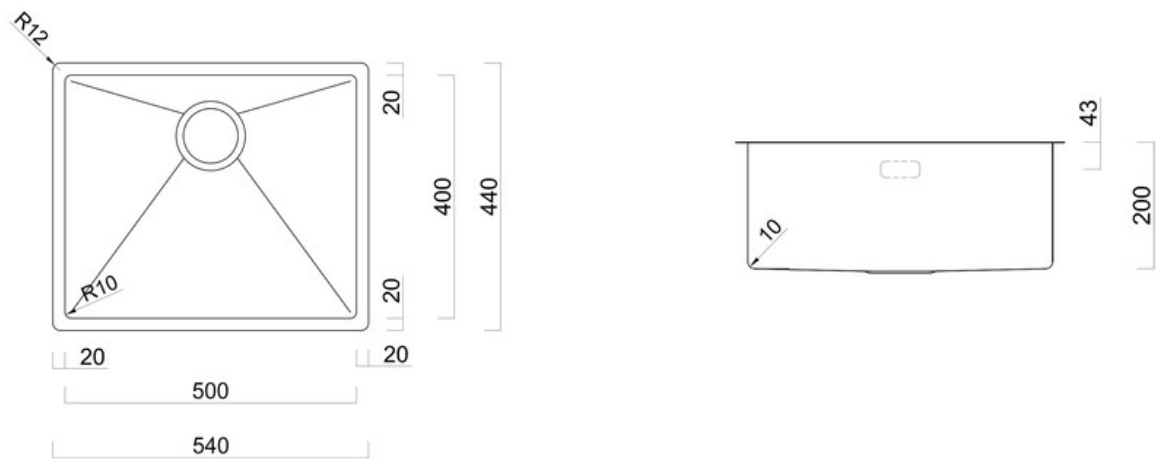
Material	18/10 Stainless Steel
Material Gauge	1.0
Material Finish Bowl	
Material Finish Drainer	
Drainer Position	
Overall Length (mm)	540
Overall Width (mm)	440
Main Bowl Length (mm)	500
Main Bowl Width (mm)	400
Main Bowl Depth (mm)	200
Second Bowl Length (mm)	-
Second Bowl Width (mm)	-
Second Bowl Depth (mm)	-
Tap hole Size (mm)	
Waste Size (mm)	1 x 89
Waste Kit	Included with sink (1 x 90mm BSW & overflow kit with waste cover)
Min. Base Unit (mm)	600
Cutout Size Length (mm)	520 / 500
Cutout Size Width (mm)	420 / 400
Warranty Sinks (years)	25
Product Code	SPE50GR/
Barcode	5015834052274

Date of download: July 18, 2023

SPECTRA 18/10 STAINLESS STEEL INSET OR UNDERMOUNT SINK

SPE50GR/

Technical Drawing



Date of download: July 18, 2023

AGA Rangemaster continuously seeks improvements in specification, design and production of products and thus, alterations take place periodically. Whilst every effort is made to produce up-to date resources, the information included here is intended as a guide. Always refer to the product's installation instructions when fitting, installation work should be completed a professional tradesman.

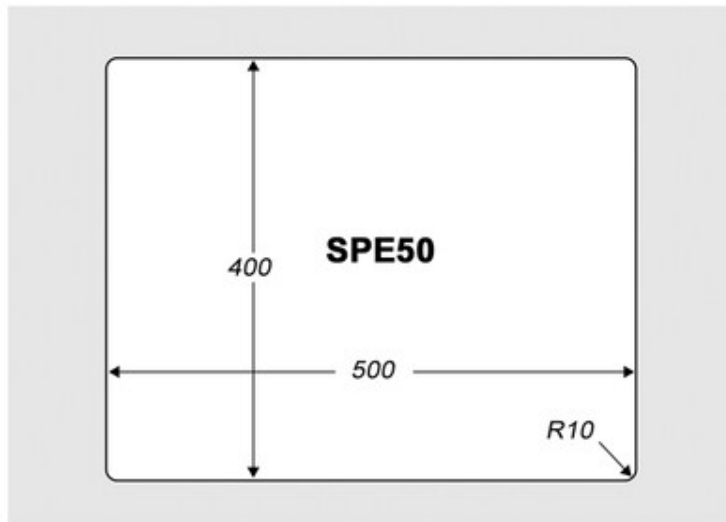
SPECTRA 18/10 STAINLESS STEEL INSET OR UNDERMOUNT SINK

SPE50GR/

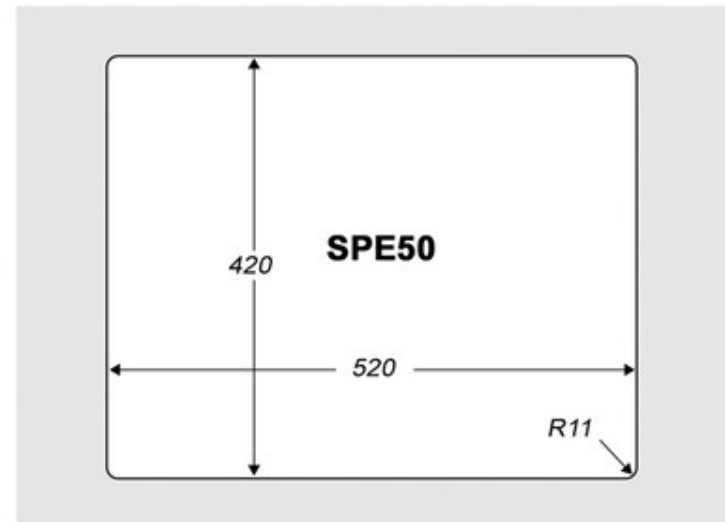
## Cut Out Template

Dimensions in mm. Not to scale.

### Undermount Installation



### Inset Installation



Date of download: July 18, 2023

AGA Rangemaster continuously seeks improvements in specification, design and production of products and thus, alterations take place periodically. Whilst every effort is made to produce up-to date resources, the information included here is intended as a guide. Always refer to the product's installation instructions when fitting, installation work should be completed a professional tradesman.