

MANHATTAN 18/10 STAINLESS STEEL INSET SINK

MN10101L/



Size: 1010 x 515 mm

Larger than other stainless steel inset sinks, the Manhattan kitchen sink boasts a large recessed drainer preventing water spillage and low profile edges providing a flush finished appearance.

- Left-hand drainer
- Micro-sheen™ soft brushed finish
- Manufactured from 18/10 stainless steel
- Waste kit included
- 25 year warranty


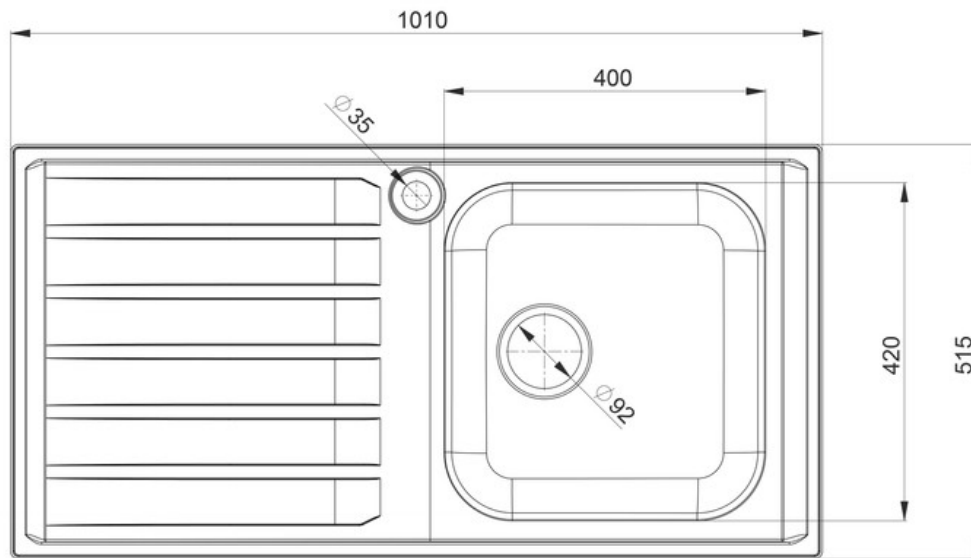
Material	18/10 Stainless Steel
Material Gauge	0.9
Material Finish Bowl	Micro-Sheen™ Soft Brushed Finish
Material Finish Drainer	Micro-Sheen™ Soft Brushed Finish
Drainer Position	Left hand
Overall Length (mm)	1010
Overall Width (mm)	515
Main Bowl Length (mm)	400
Main Bowl Width (mm)	420
Main Bowl Depth (mm)	190
Second Bowl Length (mm)	-
Second Bowl Width (mm)	-
Second Bowl Depth (mm)	-
Tap hole Size (mm)	1 x 35
Waste Size (mm)	1 x 89
Waste Kit	Included with sink (1 x 89mm BSW & overflow kit)
Min. Base Unit (mm)	500
Cutout Size Length (mm)	990
Cutout Size Width (mm)	495
Warranty Sinks (years)	25
Product Code	MN10101L/
Barcode	5015834046143

Date of download: July 19, 2023

MANHATTAN 18/10 STAINLESS STEEL INSET SINK

MN10101L/

Technical Drawing



Date of download: July 19, 2023

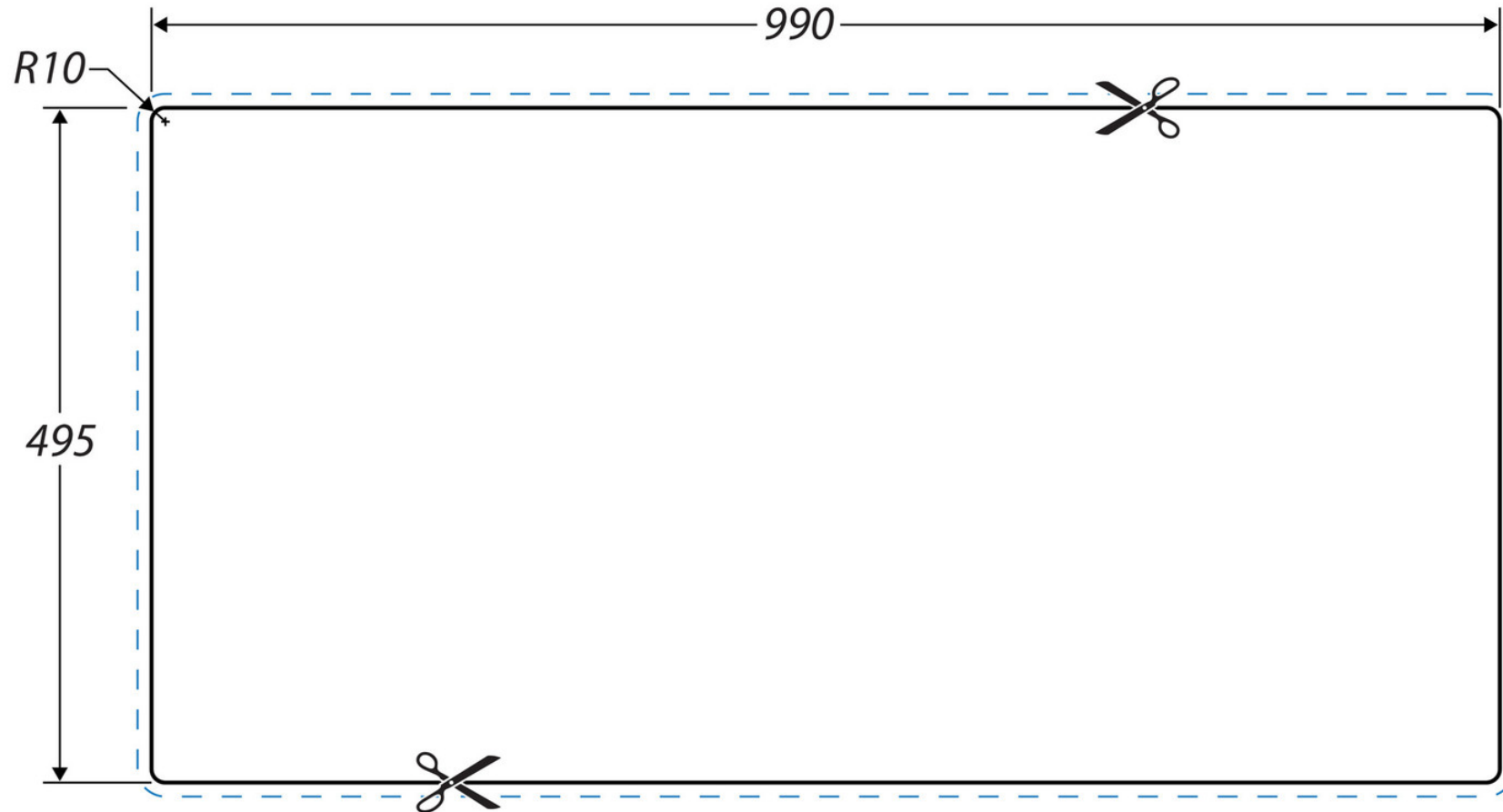
AGA Rangemaster continuously seeks improvements in specification, design and production of products and thus, alterations take place periodically. Whilst every effort is made to produce up-to date resources, the information included here is intended as a guide. Always refer to the product's installation instructions when fitting, installation work should be completed a professional tradesman.

MANHATTAN 18/10 STAINLESS STEEL INSET SINK

MN10101L/

Cut Out Template

Dimensions in mm. Not to scale.



Date of download: July 19, 2023

AGA Rangemaster continuously seeks improvements in specification, design and production of products and thus, alterations take place periodically. Whilst every effort is made to produce up-to date resources, the information included here is intended as a guide. Always refer to the product's installation instructions when fitting, installation work should be completed a professional tradesman.