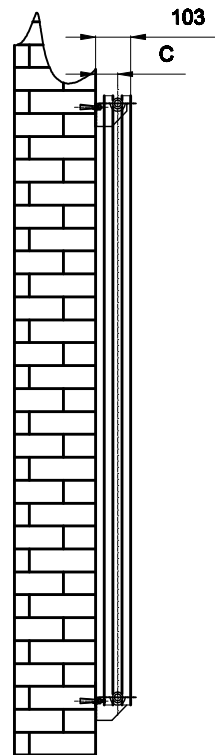
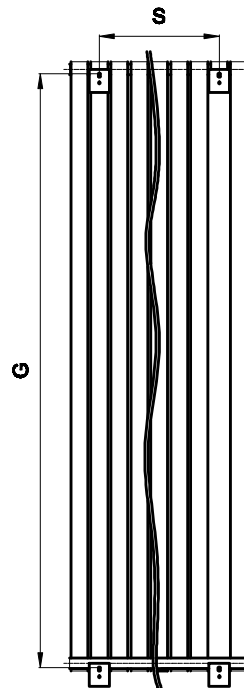


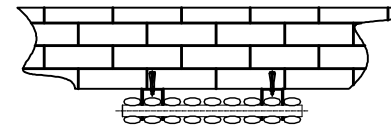
Front View



Side View



Back View



Top view

SUPPLIED INSTALLATION ACCESSORIES

- X4    — X8    ○ X2
- 🔧 X4    ● X1    ○ X1

-Vertical Mounting
-Optional Color Selection
-Max Operational Pressure:6Bar
-Inlet/Outlet:1/2"Female Pipe Thread
-All Dimensions are in mm

Product Code	Product Name	pipe number	Height	Width	Thickness	hanger Axis Horizontal	hanger Axis vertical	Wall to pipe center distance	Empty Weight	Water volume
		-	H mm	W mm	D mm	S mm	G mm	C mm	- kg	- l
RND-NV2318D	NEVA HRZ 236X1800DBL	8	1800	236	56	59	1755	63	21.8	12.12
RND-NV2918D	NEVA HRZ 295X1800DBL	10	1800	295	56	118	1755	63	27.6	15.15
RND-NV3518D	NEVA HRZ 354X1800DBL	12	1800	354	56	177	1755	63	32.4	18.20
RND-NV4118D	NEVA HRZ 413X1800DBL	14	1800	413	56	236	1755	63	38.6	21.20
RND-NV4718D	NEVA HRZ 472X1800DBL	16	1800	472	56	295	1755	63	42.2	24.20
RND-NV5318D	NEVA HRZ 531X1800DBL	18	1800	531	56	354	1755	63	49.5	27.20