

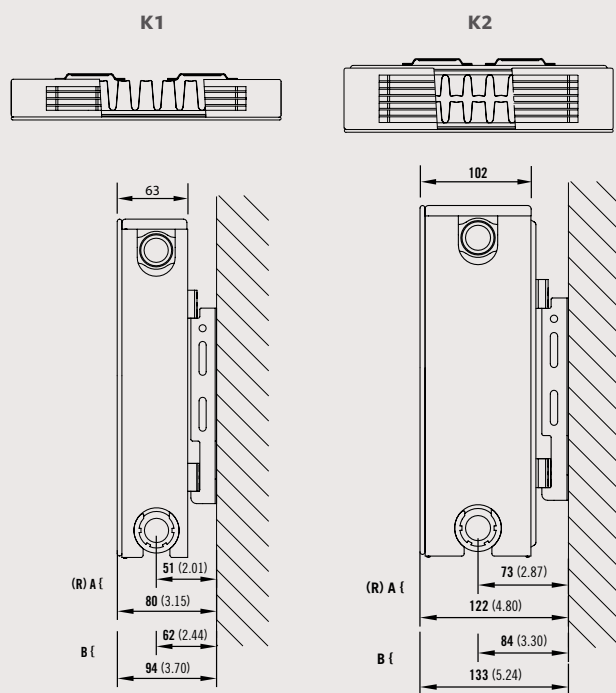
# Compact with Style Horizontal Stelrad® Designer Series

## EN 442 CERTIFICATION DATA - CETIAT TESTED IN ACCORDANCE WITH BS EN 442

Type	K1			K2		
	300	500	600	300	500	600
Height	300	500	600	300	500	600
W/m at 75/65/20	470	746	870	898	1388	1601
n-coefficients	1.26	1.28	1.28	1.30	1.31	1.31
Heated surface area (m <sup>2</sup> /m)	2.09	3.80	4.66	3.51	6.33	7.74
Weight (kg/m)	14.13	20.23	24.27	19.30	32.03	38.40
Water contents (l/m)	1.81	2.77	3.23	3.10	5.17	6.20
Wall to tap centre (mm)	54	54	54	-	-	-
Floor standing	-	-	-	76	76	76

## WALL MOUNTING INFORMATION

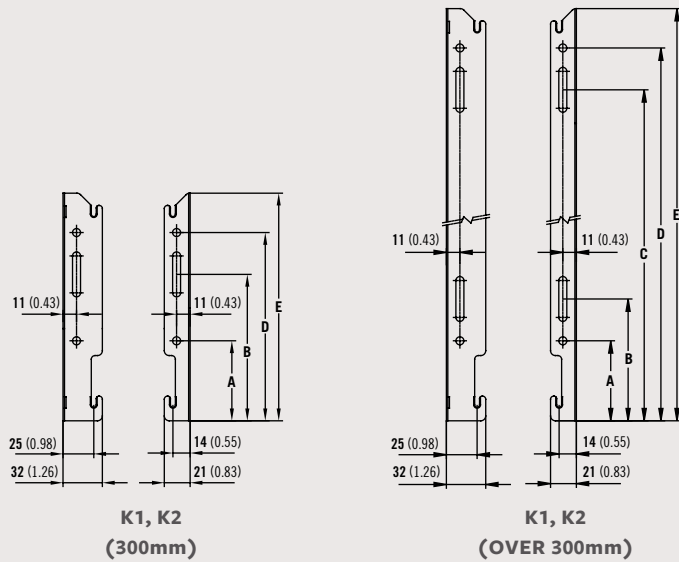
All dimensions in mm. Inches in brackets. Floor mounting brackets available.



# Compact with Style Horizontal Stelrad® Designer Series

## MOUNTING BRACKETS

All dimensions in mm. Inches in brackets. Floor mounting brackets available.

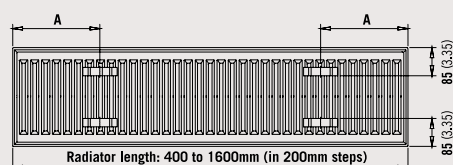
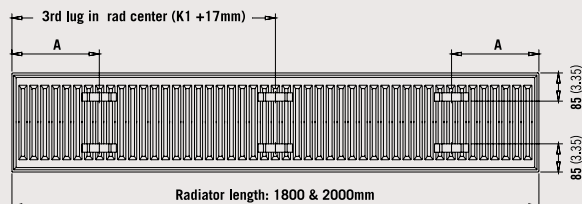


Dimensions	mm	inches	mm	inches	mm	inches	mm	inches
Height	300	11.81	450	17.72	600	23.62	700	27.56
<b>A</b>	65	2.56	65	2.56	65	2.56	65	2.56
<b>B</b>	119	4.69	99	3.90	99	3.90	99	3.90
<b>C</b>	-	-	269	10.59	419	16.50	519	20.43
<b>D</b>	153	6.02	303	11.93	453	17.83	553	21.77
<b>E</b>	185	7.28	335	13.19	485	19.09	585	23.03

# Compact with Style Horizontal Stelrad® Designer Series

## K1 AND K2 LUG POSITIONS (New as of June 2016).

All dimensions in mm. Inches in brackets.



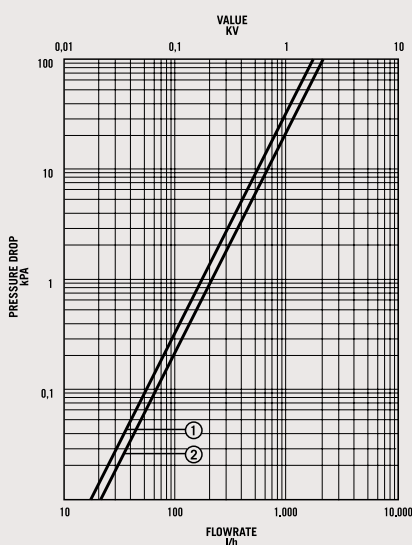
Length	K1		K2	
	mm	mm	mm	mm
400mm	117	4.61	133	5.24
500 - 1000mm	150	5.91	133	5.24
1200 - 1600mm	133	5.24	133	5.24
1800 - 2000mm	3rd lug in rad. centre*			

\*K1 + 17mm

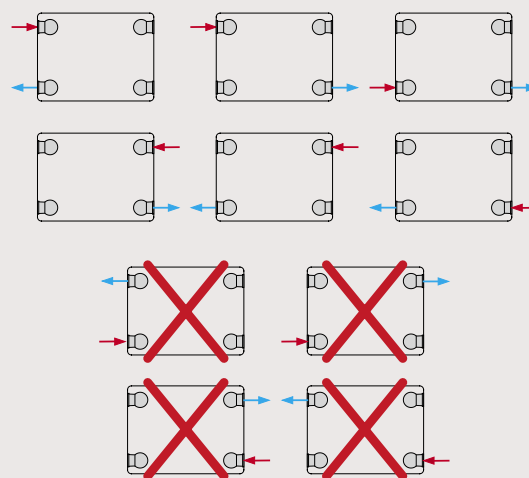
## CONNECTIONS

Each radiator comes with 1/2" inlet connections as standard.

## PRESSURE DROPS



## PIPING OPTIONS



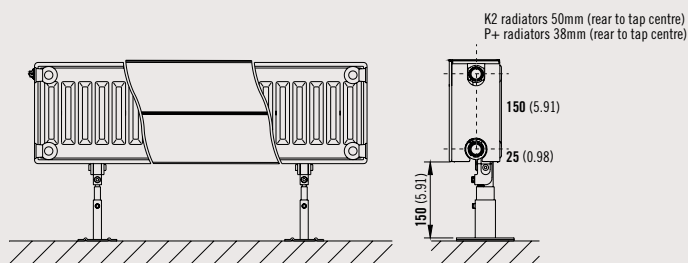
# Compact with Style Lo-Line Stelrad® Designer Series

## EN 442 CERTIFICATION DATA - CETIAT TESTED IN ACCORDANCE WITH BS EN 442

Type	P+	K2
Height	200	200
W/m at 75/65/20	483	614
n-coefficients	1.31	1.29
Heated Surface Area (m <sup>2</sup> /m)	1.51	2.10
Weight (kg/m)	12.14	13.15
Water Contents (l/m)	2.64	2.70

## FLOOR MOUNTING INFORMATION

All dimensions in mm. Inches in brackets.



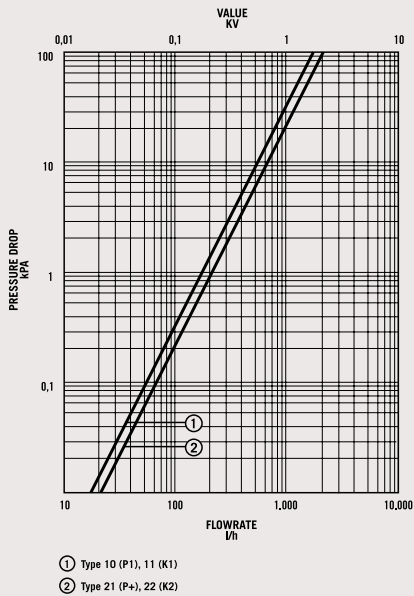
Floor mounting bracket comes as standard (200mm only).

## CONNECTIONS

Each radiator comes with 1/2" inlet connections as standard.

# Compact with Style Lo-Line Stelrad® Designer Series

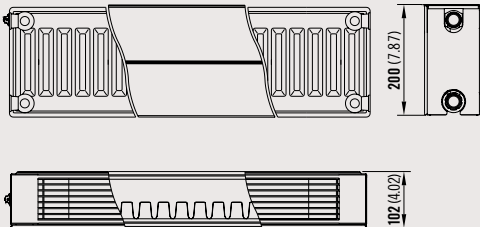
## PRESSURE DROPS



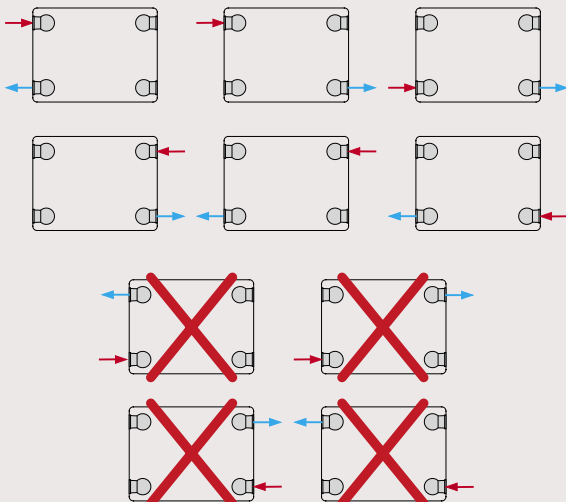
## PANEL INFORMATION

All dimensions in mm. Inches in brackets.

### P+ AND K2



## PIPING OPTIONS



# Colour Guide

**A shade for every room, for every interior. Opt for warm elegance, baroque ambience or modern minimalism.**

Colour information for the:


Vita Series - Vita Ultra\*

Aqua Series - Caliente Rail, Caliente Curved Rail, Concord Rail & Vertical Ultra\*


Designer Series - Compact with Style, Planar and Swing

Concept Series - Vita Column Concept\*\*\*\*


## Natural Colours




NT110  
Papyrus white



NT120  
Pearl white



NT130  
Champagne




NT140  
Beige




NT150  
Beige grey




NT160  
Pebble grey



NT170  
Quartz grey



SN110  
Cream white




SN120  
Cream



SN130  
Mocca




SN140  
Bordeaux



SN150  
Sepia



SN160  
Pale blue



SN170  
Black

## Metallic Colours



ML110  
Dove grey



ML120  
Titanium grey



ML130  
Blue grey




ML140  
Granite



ML150  
Cappuccino



ML160  
Terra brown



ML170  
Graphite black

## RAL Colours



A1004  
Golden yellow



A2003  
Pastel orange



A3002  
Carmine red



A3003  
Robin red



A5002  
Ultramarine blue




A6018  
Yellow green



A7001  
Silver grey




A7011  
Iron grey



A7016\*\*\*\*  
Anthracite grey




A7030  
Stone grey



A7035  
Light grey



A8017  
Chocolate brown



A9003  
Signal white



A9005  
Jet black

**\*Please note: When choosing a colour only the front fascia panel can be coloured. Where the product height is 1000mm and 1200mm, the emitter, top grille and side panels are black. If the product height is 1800mm and 2000mm, the emitter, top grille and side panels are white.**



RAL 9016\*\*  
Traffic white  
comes as  
standard on  
all radiators.

Stelrad Radiators are available in white (RAL 9016) as standard, however the specific Radiators identified are now available in a variety of colours. The colours shown are reproduced as accurately as this process will allow and can be made to order on the identified products.

Where indicated products are only available in this colour: \*\*\*\*Concept Series.

All colour radiators have up to an 8 week lead time, and when a coloured radiator or radiators have been ordered they cannot be cancelled or returned.

To request a colour chart please email  
**marketing@stelrad.com**

**For further information on RAL colours please visit [www.ralcolor.com](http://www.ralcolor.com)**