





INSTRUCTION



Modern Free Standing Bathtub





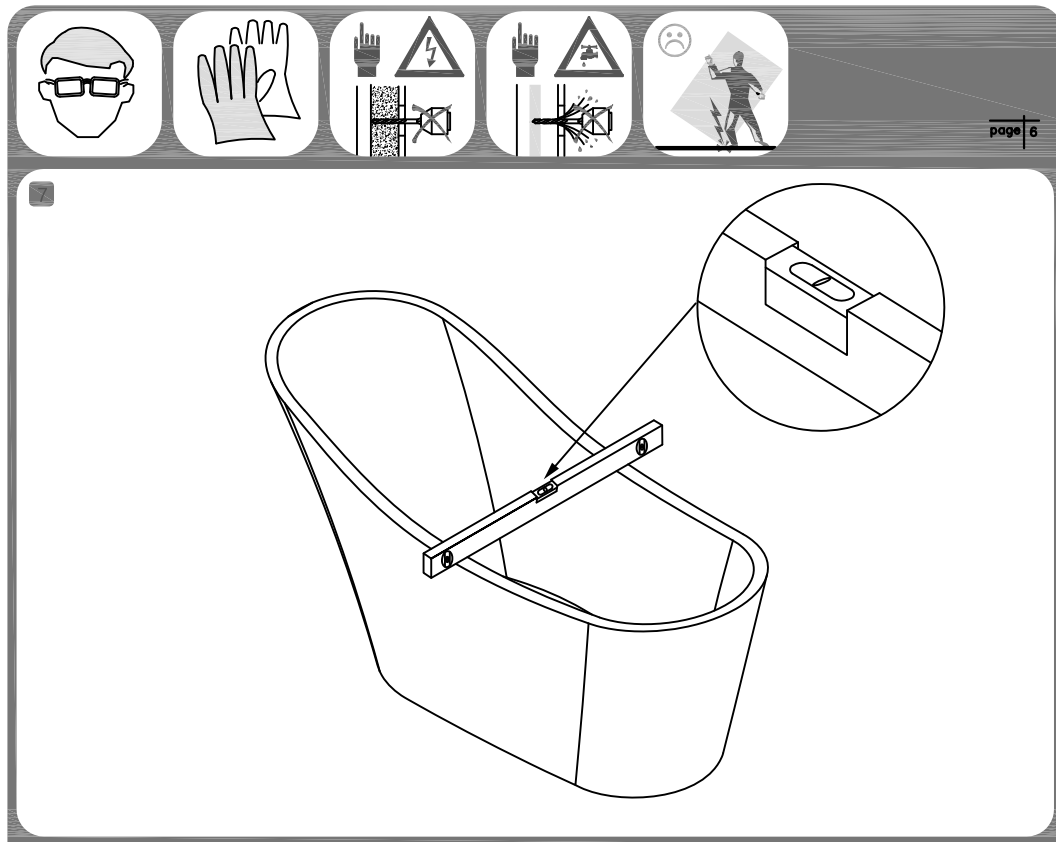
We appreciate your choosing of our shower products, and wish you a pleasant experience with our products and service. Please read Instruction carefully before installation.

IMPORTANT

This instruction is universal for all modern free standing bathtubs, aiming to show how to adjust the feet properly, here take one bath as an example.

Please check the bathtub for transport damage and completeness before installation. Complaints made following installation cannot be accepted.

Please read carefully the following instructions before installing your bathtub to ensure safe and proper use and avoid any injury to either the installer or user .Failure to comply may invalidate your guarantee.



NOTICE AND MAINTENANCE INSTRUCTION

- **Clean the bathtub periodically and keep drier after bath**
- **Use neutral liquid and mull or sponge to clean bathtuub**
- **Never use alkaline cleaner**
- **Avoid use dark cleaner,or e the pigment would infiltrate the surface of bathtub**
- **Never leave metal in the bathtub, or else the bathtub would get rusty or dirty**

