

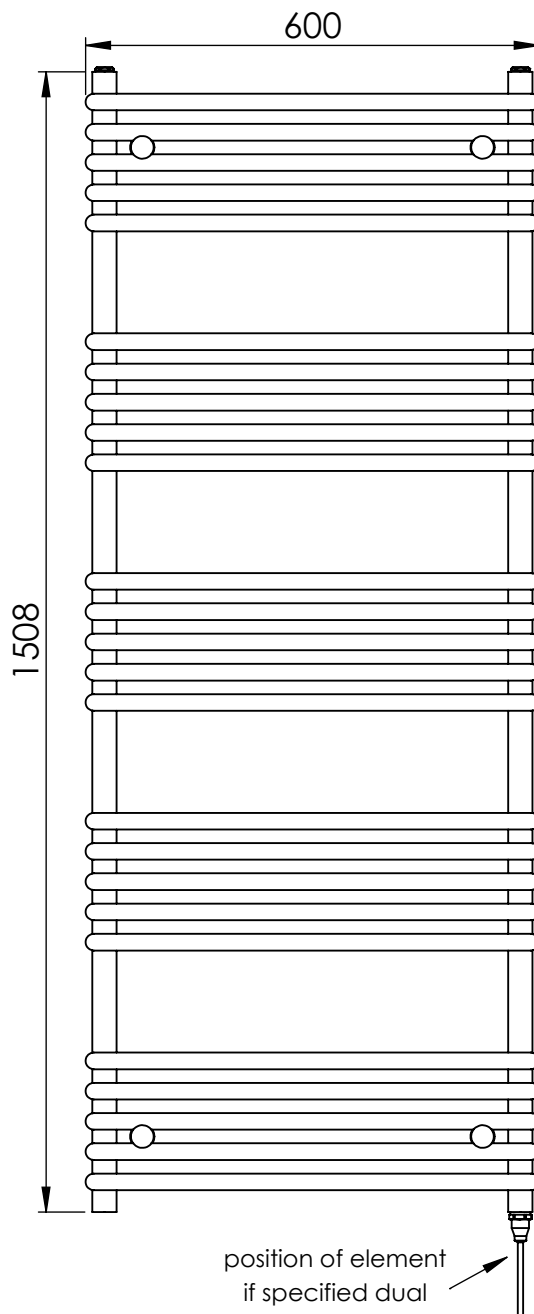
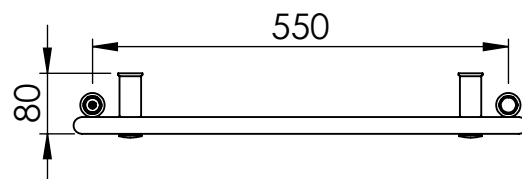
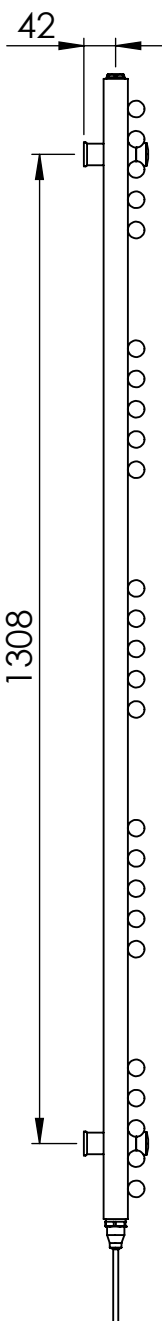
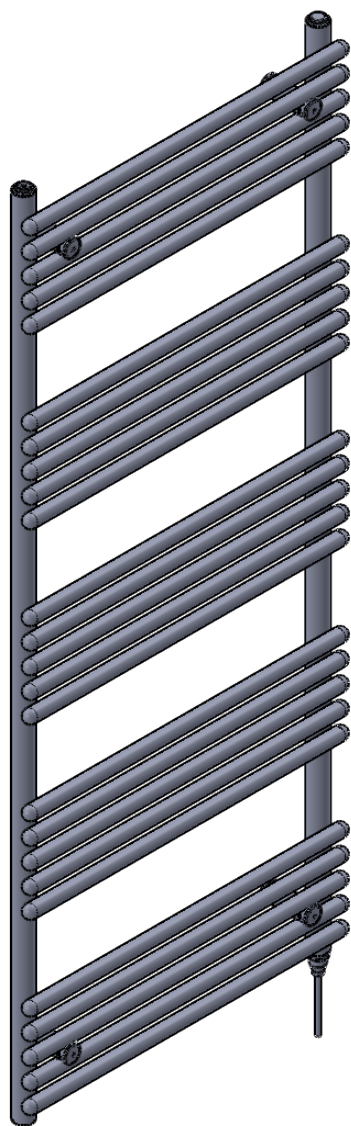
Tune MD003 1508x600

Height: 1508
Width: 600
Depth: 80-95
Weight HO 14.60kg
EO: kg

Tube ϕ : 32 + 22
Pipe Centres: 550
Elec element if specified 400
Output @ 50° C Δ T Watts 686
BTUs 2341

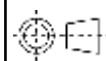
All dimensions in millimetres

Manufactured from Mild Steel



*Dual energy models require a conversion-tee, consult relevant drawing for details.

Vogue UK Ltd. reserve the right to alter specifications without prior notice.
ALL MEASUREMENTS ARE NOMINAL DIMENSIONS ONLY, AND ARE NOT BINDING.



SCALE 1:10

VOGUE
TOWEL WARMERS & RADIATORS

Strawberry Lane, Willenhall
West Midlands WV13 3RS
Tel: 01902 387000 Fax: 01902 387001
e-mail: sales@vogueuk.co.uk www.vogueuk.co.uk