

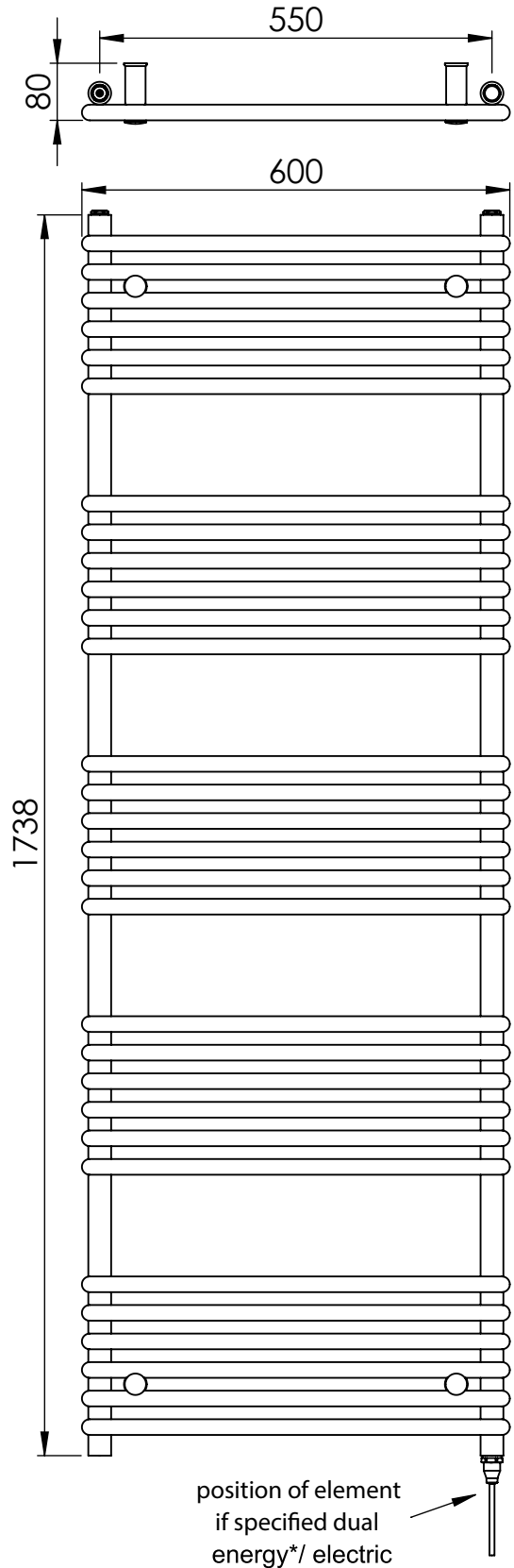
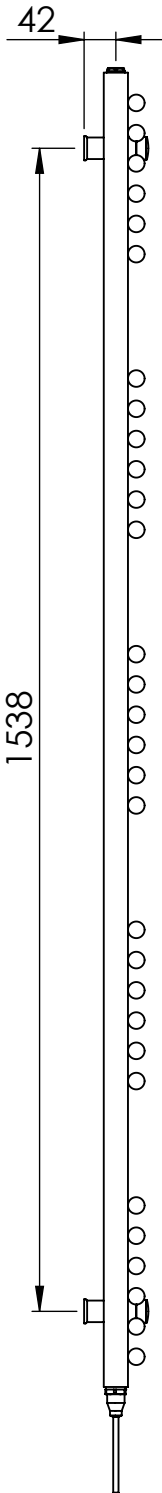
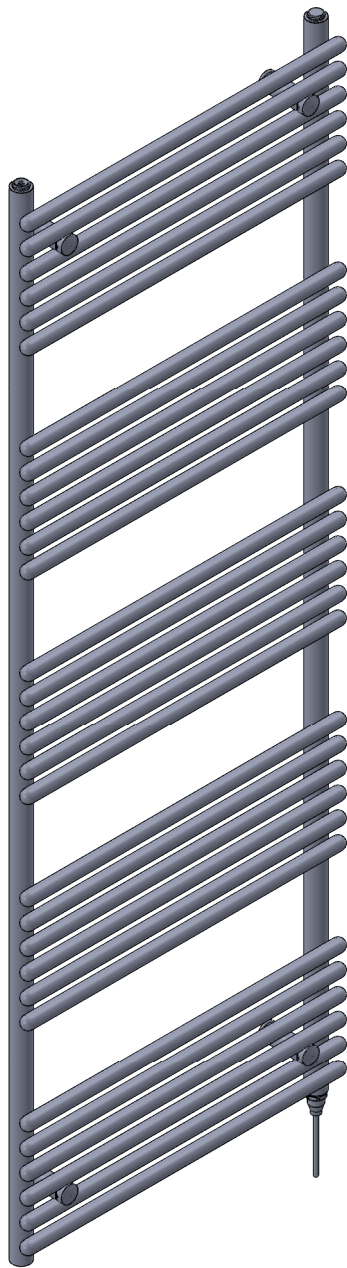
# Tune MD003 1738x600

Height: 1738  
Width: 600  
Depth: 80-95  
Weight HO: 17.00 kg  
EO: kg

Tube  $\phi$ : 32 + 22  
Pipe Centres: 550  
Elec. element if specified: 600  
Output @ 50 °C  $\Delta$  T Watts: 815  
BTUs: 2781

Manufactured from Mild Steel

All dimensions in millimetres



SCALE 1:10



Vogue UK Ltd. reserve the right to alter specifications without prior notice.  
ALL MEASUREMENTS ARE NOMINAL DIMENSIONS ONLY, AND ARE NOT BINDING

\*Dual energy models require a conversion-tee, consult relevant drawing for details.

**VOGUE**  
TOWEL WARMERS & RADIATORS

Strawberry Lane, Willenhall  
West Midlands WV13 3RS  
Tel: 01902 387000 Fax: 01902 387001  
e-mail:sales@vogueuk.co.uk www.vogueuk.co.uk