
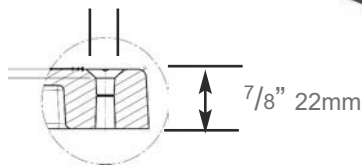


The perfect solution for vinyl installations

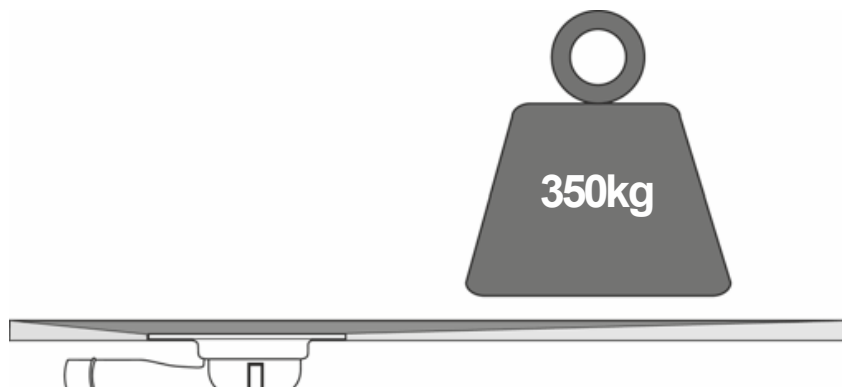


- Market leading strength and rigidity
- Accepts 55 Stone / 350kg of loading
- Unique high grade SMC formulation
- Computer aided cellular structure design
- Suitable for timber / joist installation
- Beds well into concrete / screed substrates
- Unique cross linked rib design for optimum strength
- No under boarding required
- 22mm level access base
- Pre formed fixing holes
- Drill guideline - if additional fixing points are required
- Precision engineered gradients / slopes
- Pre-cut waste outlet suitable for Purus Minimax 2-part drain.
- Waste offset to avoid joists
- Can be trimmed on site
- 100% recyclable
- UK manufactured

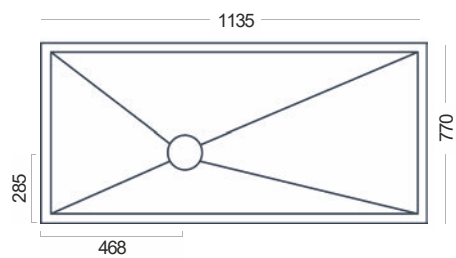


This shower deck is a high strength wet room shower deck that has been compression moulded using a high glass content SMC formulation.

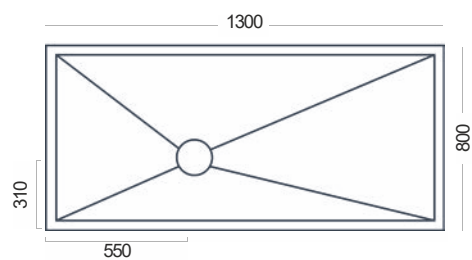
Computer Aided Modelling was used to create this unique, ribbed design to the underside of the deck. Independent tests prove that structural cellular design enables us to achieve the highest levels of durability and strength of SMC floor formers on the market, with minimal deflection. At 350kg point loading, this deck offers complete confidence in its rigidity and strength.



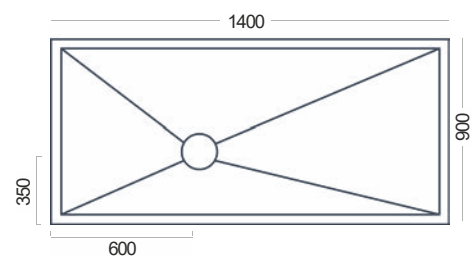
Size	1135 x 770
Code	VT113



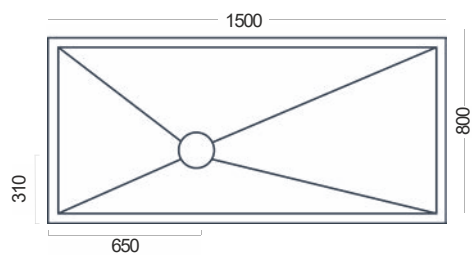
Size	1300 x 800
Code	VT130



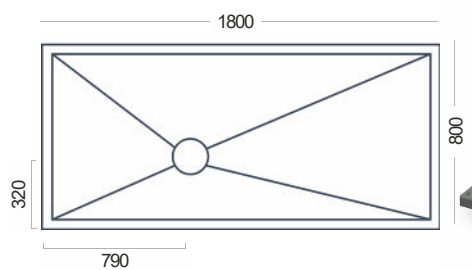
Size	1400 x 900
Code	VT140



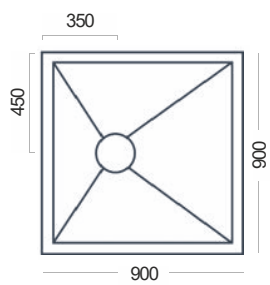
Size	1500 x 800
Code	VT150



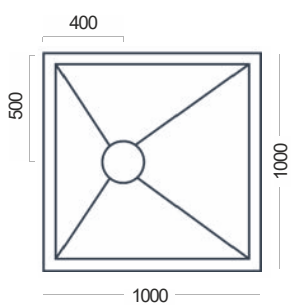
Size	1800 x 800
Code	VT180



Size	900 x 900
Code	VT900



Size	1000 x 1000
Code	VT100



Size	1500 x 1500
Code	VT155

